

Shipton Gorge Parish Appraisal 2009



Foreword

In this Appraisal all the data received has been presented in factual diagrammatic form along with a summary of the views and opinions in individual comments, to give a simple view of the trends and opinions of these who answered, however this does not necessarily give the total view of the whole village population.

It is important that a document such as this belongs to, and is owned by everyone in the parish of Shipton Gorge and we would like to thank all those who gave us factual and Historical information, suggestions, comments and constructive criticism.

This 2009 Village appraisal was financed by the Parish Council and compiled by the Parish Plan Committee consisting of Simon Cleveland, Richard Cunningham and Peter Gates. The views and opinions expressed in this Appraisal are not necessarily those of the Parish Council or the Parish Plan Committee. All information gathered will be handled in accordance with the Parish Council Data Protection Registration.

Introduction.

In 1979 Shipton gorge Parish Council undertook a survey of the parish which resulted in the publication of the first Village Appraisal. The stated purpose was 'the belief that a survey of the parish as it is today and the views of the inhabitants as to its future, would be useful as a guide to the Parish council itself as well as to the County Planners and would stimulate and inform discussion within the village'. A further survey was conducted in 1989 and 1999, recording the changes in the intervening 10 year intervals.

The 1999 Parish Appraisal was a summary of the survey findings to be read in conjunction with the previous surveys.

This is the 2009 Parish survey and Appraisal and whilst the stated purpose is still the same as the 1979 Appraisal, it has an additional purpose which is to support the Parish Plan and to determine the significant issues that the Parish Plan needs to address.

Parish Plans are supported by local government as a means to determine the needs of local communities and to direct funding in the appropriate direction.

Therefore the Parish Appraisal has been completed under the auspices of the Parish Plan Committee. A survey was compiled which was significantly more comprehensive than previous surveys and the option was available to complete on-line or on paper copy.

It consisted of a Household section and a residents section, the former dealing with household and family factual issues and the residents section covering the views and opinions of all individuals.

The option (on-line or paper) was given to all 210 properties in the village and sufficient forms provided for all family members which were 399 people in total as per the electoral roll.

Of these 89 household responses (42%) were received (30 on-line) and 121 residents responses (31%) received. This is less than the 1999 survey responses, whilst total numbers of the resident's responses were similar; there has been an increase in population.

Changes in the Village Environment.

In the last 10 years a number of significant changes have occurred which affect the fabric of the village and the way in which residents interact with each other and the outside world.

Home Farm Development.

In 2004 Home Farm was the site of significant residential development, 15 houses in what is now Home Farm Way and additional houses fronting Brook Street. Hence a significant addition to the population of approximately 12%

New Inn Closure in 2004 and Reopening 2006

Palmers closed the New Inn in 2004 as an unviable business. The Village faced with the loss of a significant social and meeting place, formed an action group, New Inn Support Ltd to raise funds to negotiate purchase of the lease and to refurbish the Inn much of which was done by village labour. With a new licensee the New Inn has been open for business for the last 3 years.

The Orchard.

A plot of land adjacent to the Church was up for sale and was purchased by a group of villagers with the intention of retaining the view of the Church and reinstating it to an Orchard which would be for use of all the villagers. That is now in place and under the charity called Shipton Gorge Ltd.

Peas Hill Development.

Magna Housing Association are in the process of building 10 additional houses behind the existing Magna houses on Peas Hill and on the site of the old allotments.

Development of Heathlands

Two houses have been built on the corner of Brook Street and Church Lane

Traffic Increase.

Over the last 10 years there has been a significant increase in car ownership and through traffic in the village. This leads to pressure on parking space and safety in the rural community.

Home Delivery.

With the increase in availability and use of the Internet over the last 10 years, more people are shopping on-line including supermarket food resulting in more and larger private delivery vans in the village and passing through. This helps elderly people particularly without transport but results in increased commercial traffic.

Shipton Gorge Parish Appraisal 2009

Technology Development (mobile phone and Internet)

Over the last 10 years the ownership of mobile phones has increased dramatically to almost at least one in every household and in some cases multiple units per house.

Shipton Gorge has particular problems and issues with mobile phone reception and the Internet has introduced new possibilities such as working from home and different methods of communications.

Digital and Satellite Television.

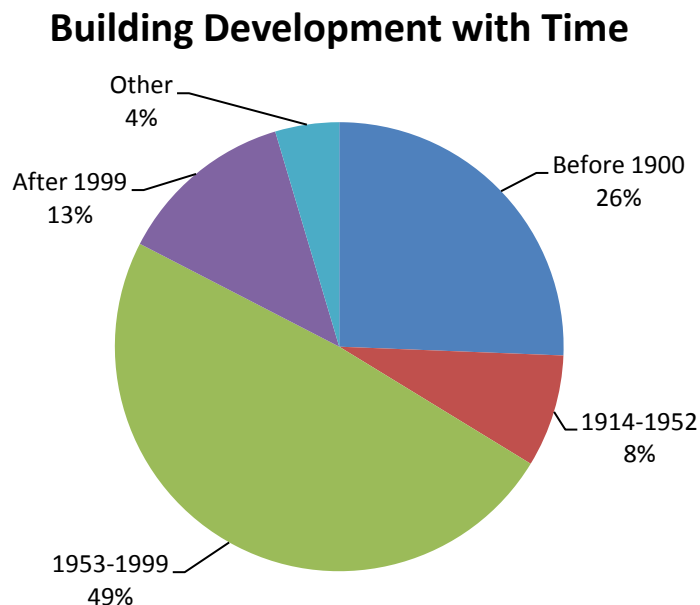
With the introduction of Satellite television and Digital terrestrial TV the reception in the village should have improved. It has also expanded home entertainment.

Conservation.

Preservation and conservation aspects such as Schedule of Ancient Monuments, Sites of Special Scientific Interest, Tree Protection Orders, Listed Buildings and Conservation Areas are largely unchanged.

Household Section

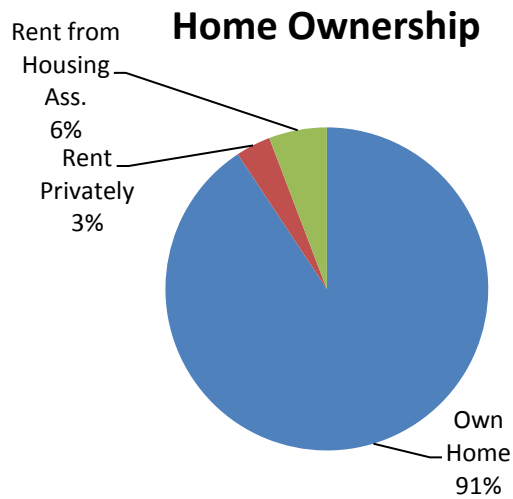
Housing and Development



Many of the properties do not fit readily into date bands, as older houses have been significantly renovated or built on the foundations of old cottages, cottages have been combined and farm buildings have been converted. There is a fair sample of concrete prefabricated (Woolaway) houses in the village

Shipton Gorge Parish Appraisal 2009

Development in the last 10 years has been slightly higher than at any time since 1900, being 1.3% per year, of the sample housing stock, compared with 1.07% per year during the period 1953-99.



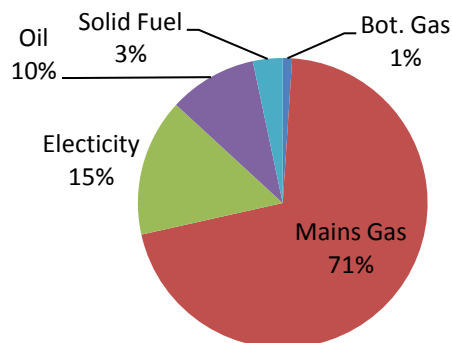
Rental from Housing Association is going to increase in 2010 with the completion of the Peas Hill development.

Second Homes are 8.1% of the Survey Sample

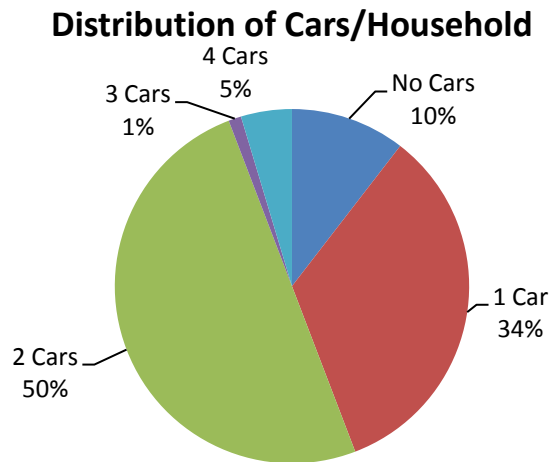
10.5% of households in the survey sample own other property in the Parish

'Other' Property consists of Farms, Fields, Garages and other houses

Dist. of Main Form of Heating (5 entries combined Elect. with Gas or Solid Fuel)

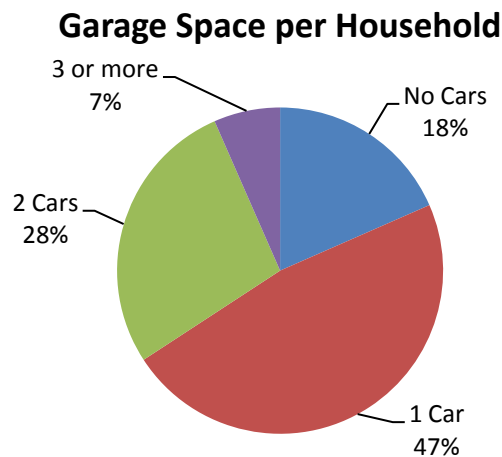


Vehicle Distribution, Usage and Parking and Animals (and pets)



Virtually all vehicles are used regularly

- 1) 8 Households have Motorcycles, 2 have 2 and 1 has 4 motorcycles
- 2) 24 households have Bicycles
- 3) 6 Households have 1 commercial vehicle each



85% of Households have Off Street Parking, 12.8% do not.

85% of Households use off Road Parking, 15% park on the road

12% Park vehicles on the Road, even with off road parking available

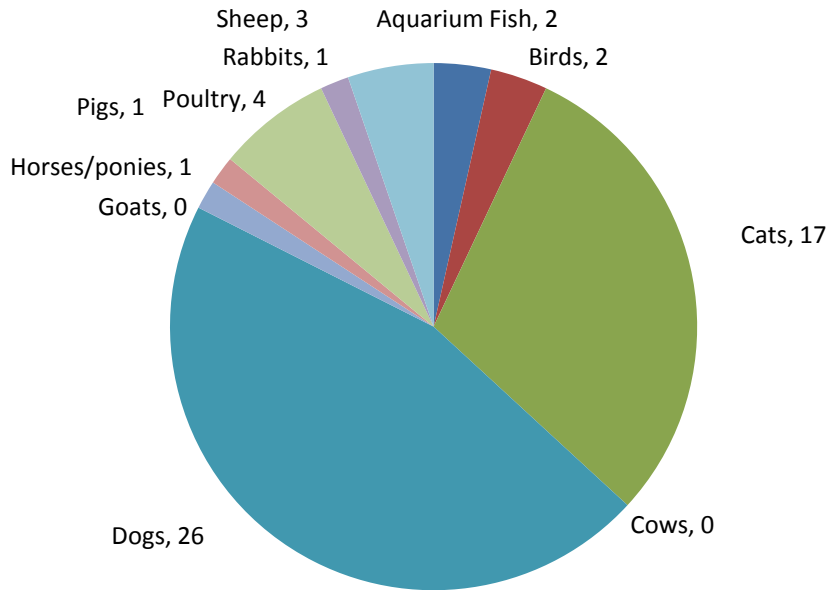
35% consider parking a problem, 59% do not, and 65 have no view

Residents Comments;-

Many residents have expressed concern over parking mainly in the hotspots of Peas hill and Chapel Street/Cuckoo lane and to some extent Brook Street. There concern was not just inconvenience but safety and effect on traffic flow. Some of the problem at peas Hill will be alleviated on completion of the building, but obstruction to deliveries and waste collection in all areas of the village was a concern

Number of Households which have these Animals

(Some households have more than one animal and several species)



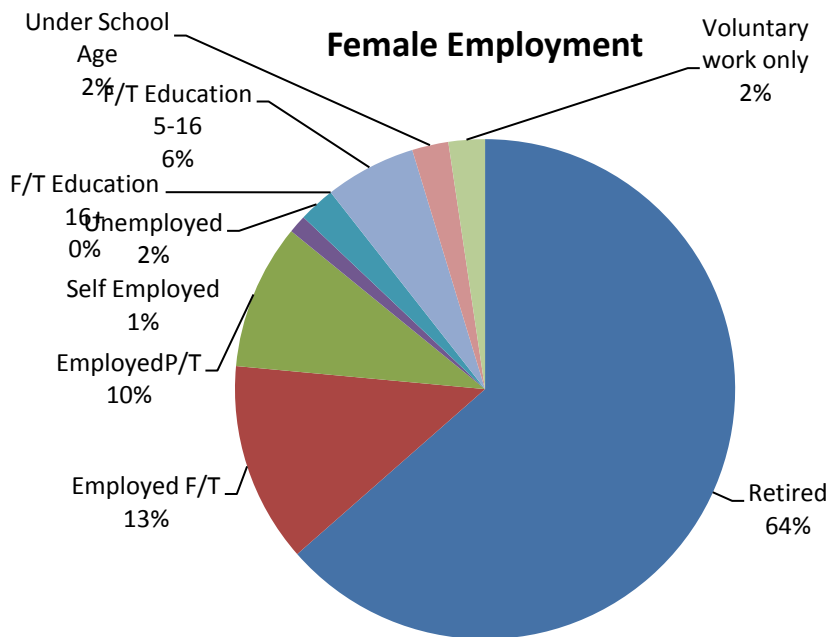
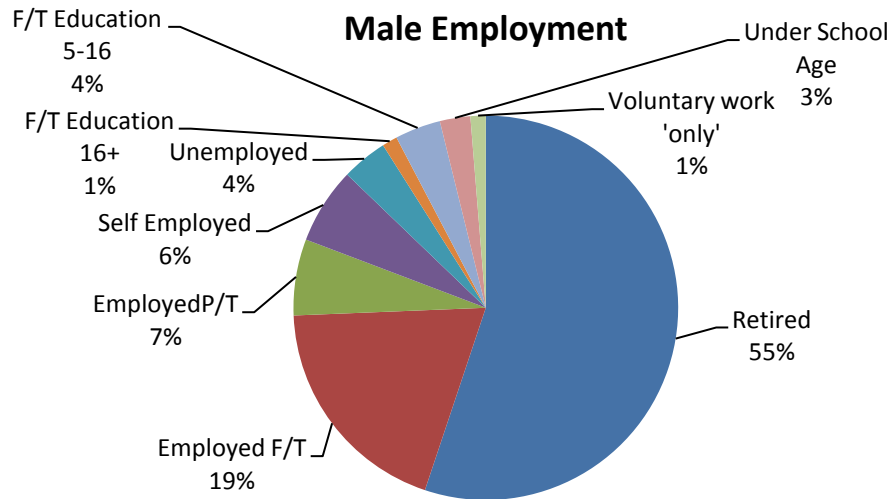
Farmers appear not to have included stock

Other Animals;-

Guinea pigs, hamster, fish in pond, goldfish,

Employment

Total Survey Population 166 people. 77 Male, 84 Female and 4 don't know's



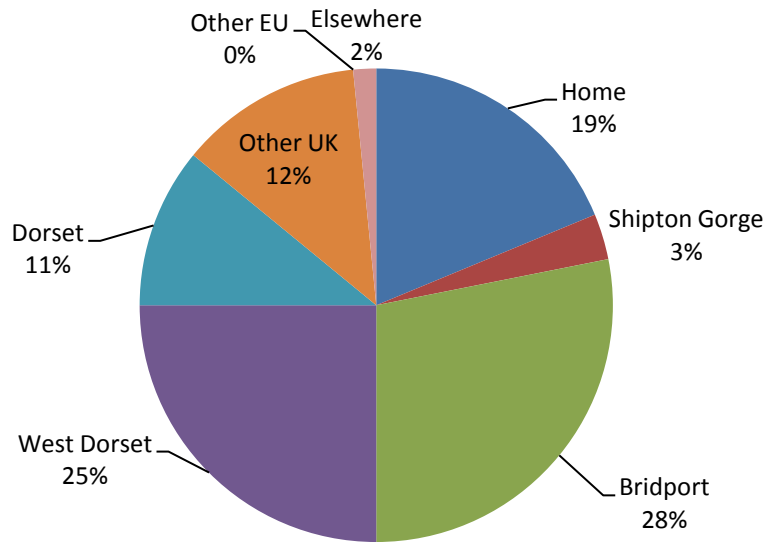
Voluntary Work

- 34% of the Survey Sample do Voluntary work
- The average time spent doing voluntary work of those that do it, is 5.82 hours per week

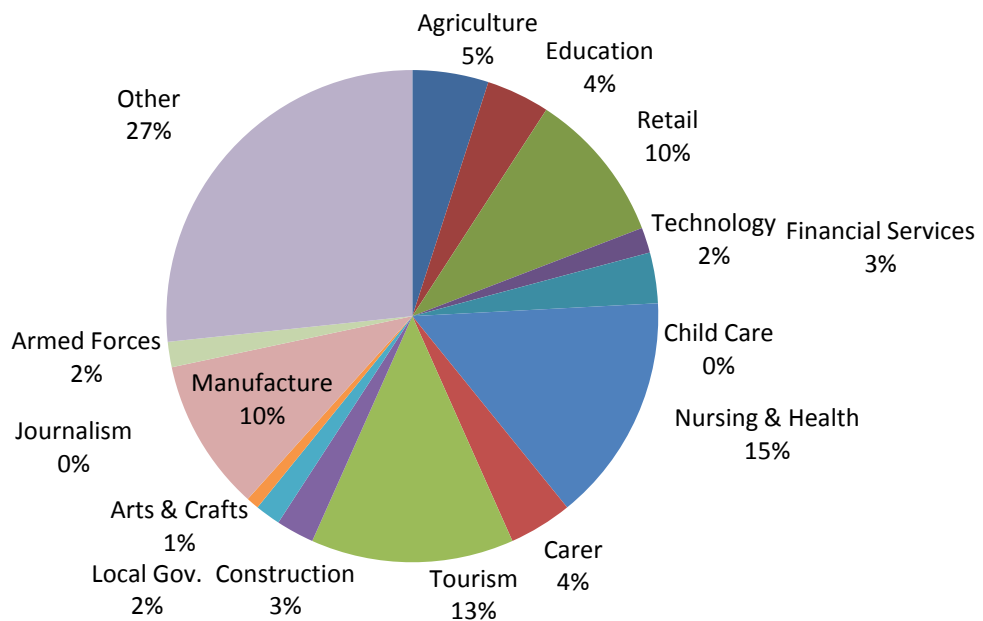
Sample of People in Work - 64 individuals

Shipton Gorge Parish Appraisal 2009

Location of Employment



Nature of Employment



Employment Type is evenly mixed.

'Other' category is also a mix of professions including, Police, leisure, kitchen staff, fitters, solicitor, health & Safety, manager, Estate Agent, tour guide, driver.

Education

Number of Students attending each College from Survey

Sample. Total - 8

- Beaminster - 0
- Burton Bradstock - 3
- Litton Cheney - 0
- Loders - 0
- Sir John Colfax - 1
- Weymouth College - 1
- Woodroffe College - 0
- Yeovil - 0
- St Catherine's primary School Bridport 2
- Buck's University – 1

Means of Travel to various locations.

(Small sample)

- Burton Bradstock - School bus
- Sir John Colfax - School Bus
- Weymouth - School Bus and own Car
- St Catherine's Bridport - Family Car - not shared

Other;-

Thorners, Litton Cheney should be SG local school?

2 children attend St Catherine's Primary School, Bridport

Children who will start Primary Education in the next 5 years

From sample only 1 child due to start school in 2012

Entry of 4 in 2014 discounted as speculative!

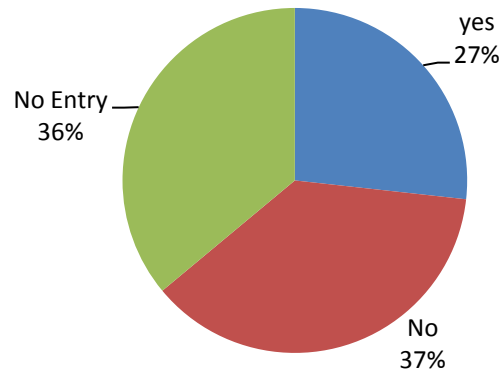
Number in full time Education

From sample only 4 in full time education.

Shipton Gorge Parish Appraisal 2009

People who have attended since 1999 or currently attending an Adult Education Course.

Adult Education since 1999

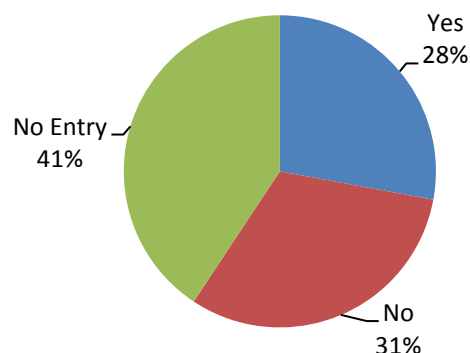


Typical courses residents have attended include sailing, embroidery, work related courses, IT appreciation and computer courses. Locations include Bridport, Somerset and Kingston Maurward.

What would encourage People to Attend Adult Education

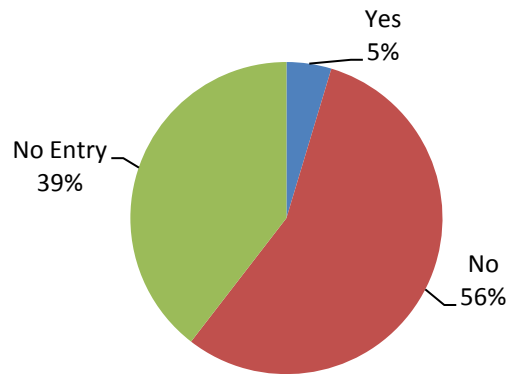
Suggestions included online courses, free or grant assisted education, specific computer courses and specific interests. If not online people were looking for courses held in the village or within walking distance (Burton Bradstock) and not just in the daytime. Subjects that were available were aimed at the elderly.

Would Courses in the Village Help



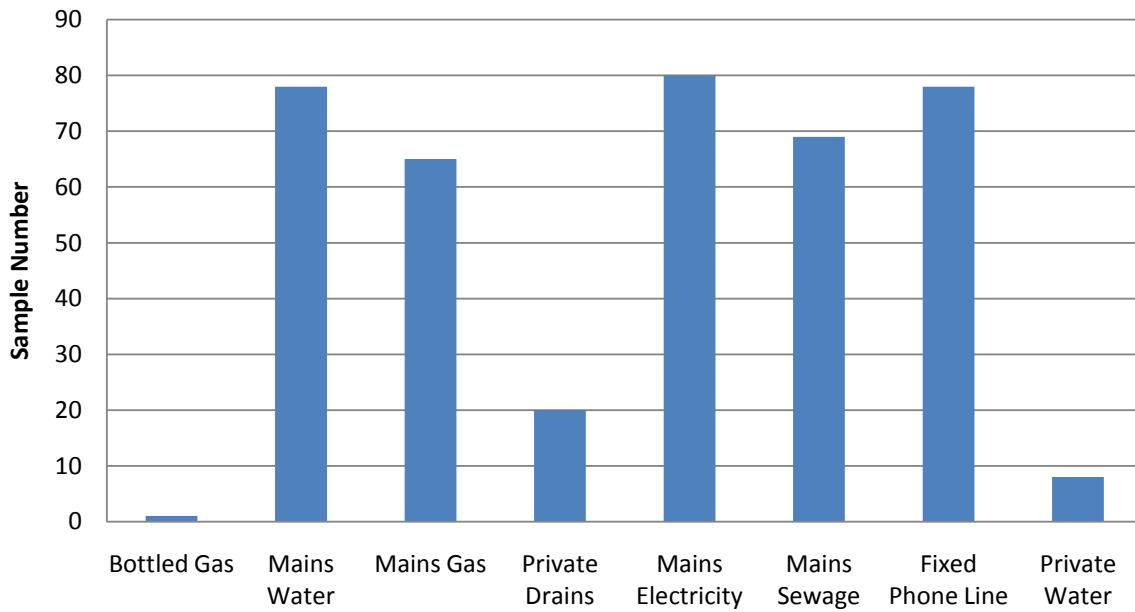
When asked specifically would courses in the village help was similar to above, i.e., lukewarm. It would help people that cannot travel and would need to be in addition to the current Yoga, Keep fit, painting and gardening pursuits that are currently available.

People conducting courses on line



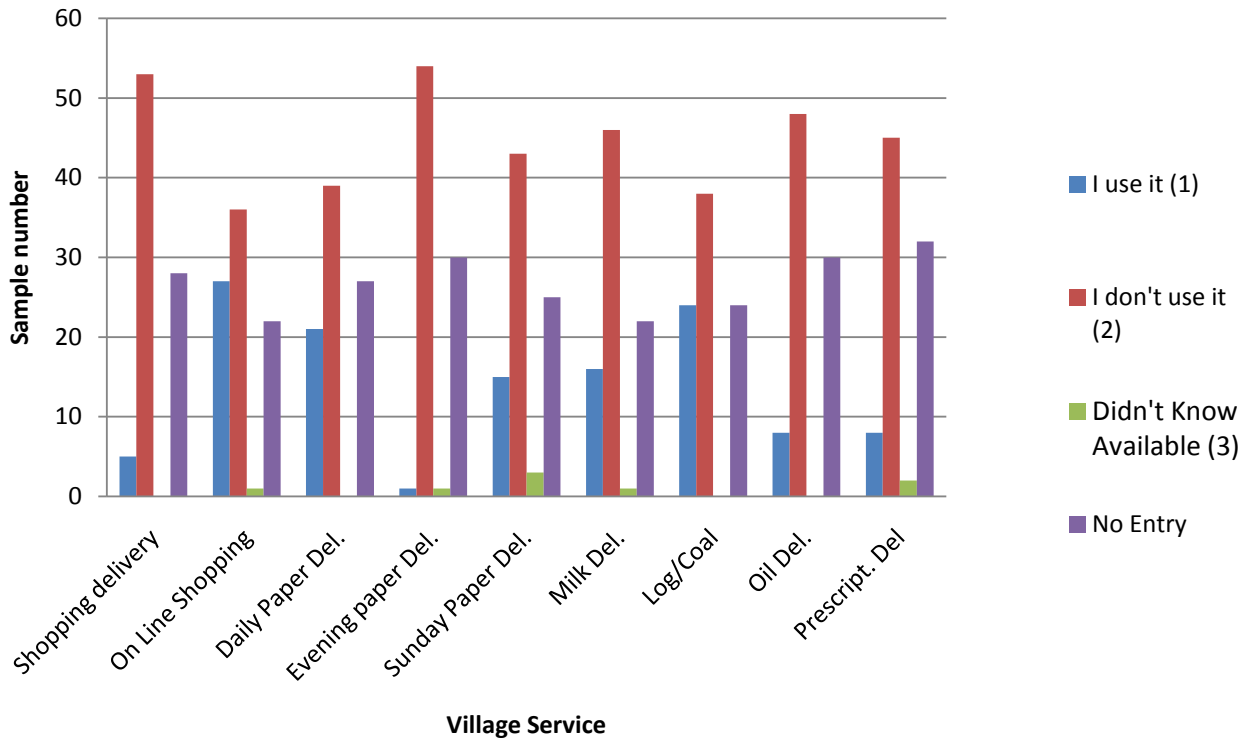
Use of Village Services

Services Supplied to Households



Shipton Gorge Parish Appraisal 2009

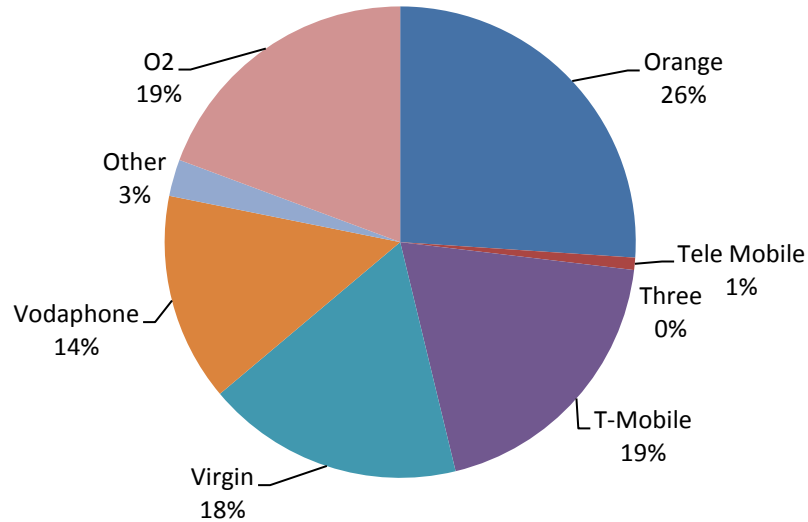
Use of Village Services (Survey Sample - 86)



The Burton Bradstock Post Office service and the delivery of milk and papers were described as excellent. A weekly Fish Van service was mentioned.

Mobile Phone and TV/Radio Survey

Mobile Phone Service Providers (Sample 119 phones)

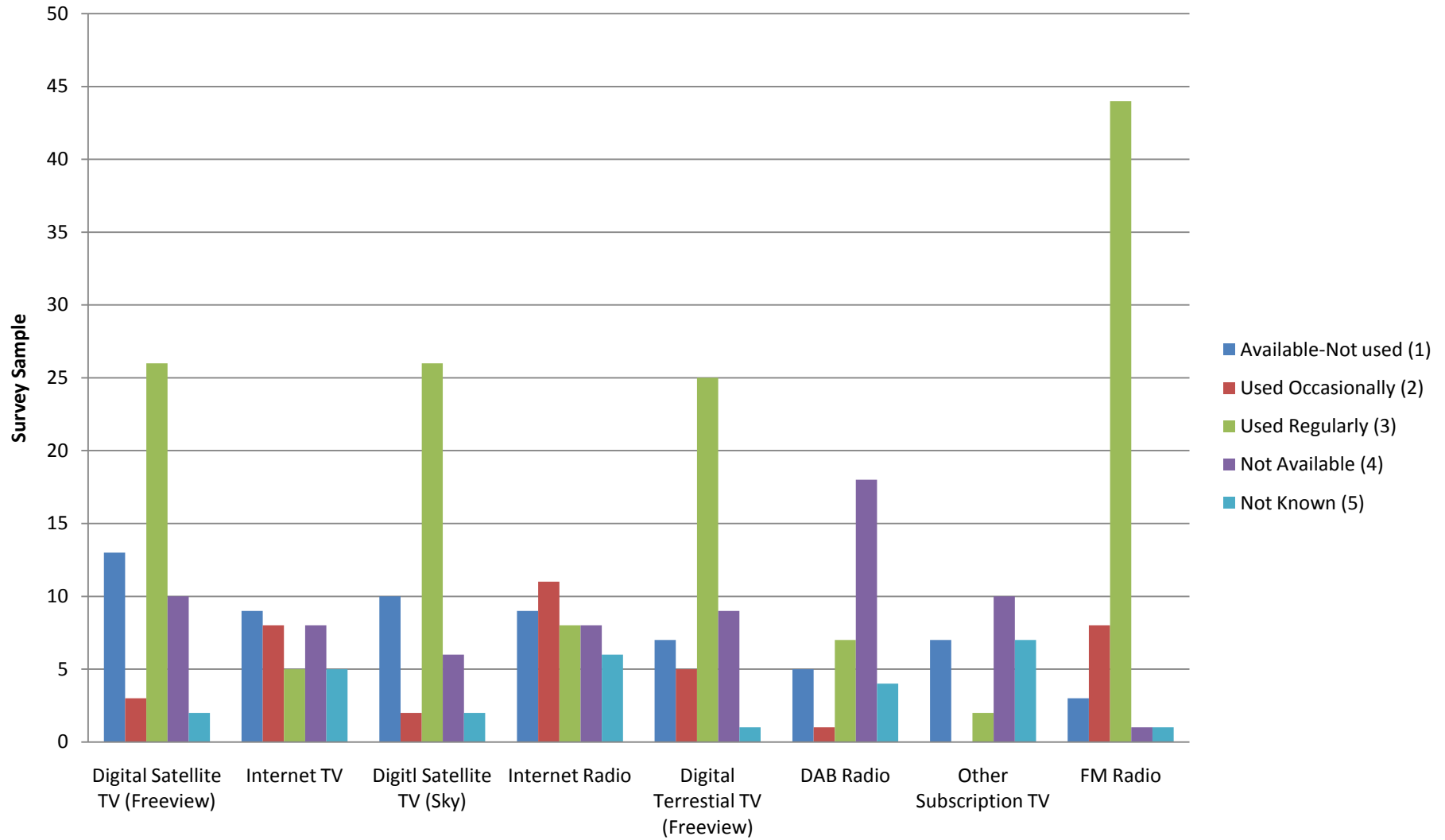


Reception Summary

- O2 - Poor /unusable
- Orange - Poor /Unusable
- Tele Mobile - Unusable
- T-Mobile - Half were good/Adequate
- Virgin - 7 good others Poor
- Vodaphone - Unusable
- T-Mobile and Virgin had best performance
- But that may be due to location in Village

Due to the geography of Shipton Gorge any mobile signal from a mast not directly in the village is going to be masked giving poor reception. T-Mobile and Virgin give the best reception and they use the same transmission. Views were expressed both for and against siting a mast in the village.

TV & Radio Provider Survey

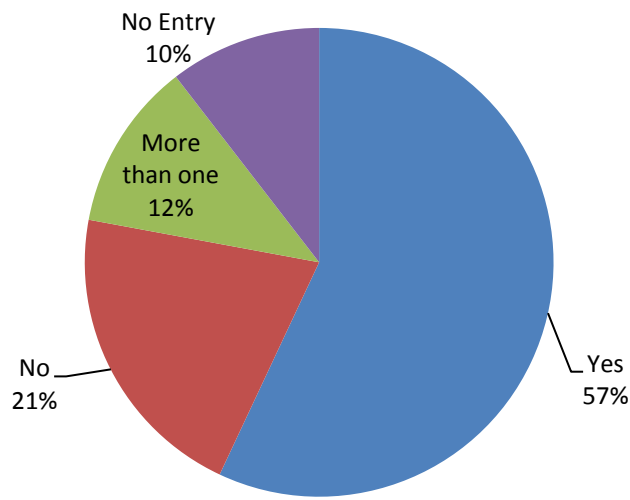


Shipton Gorge Parish Appraisal 2009

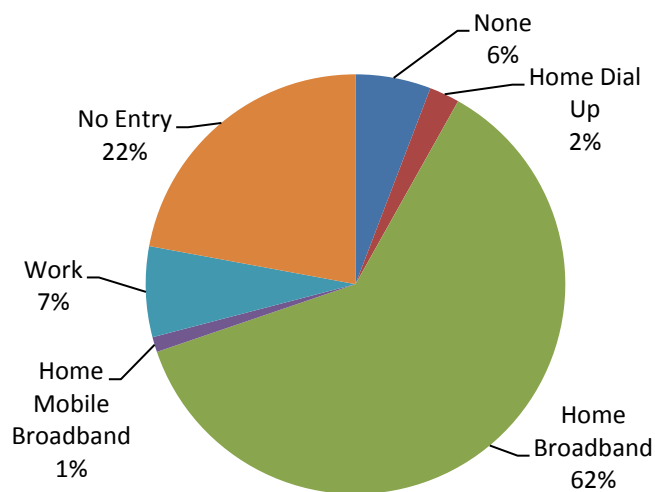
Again due to the topography of the village the reception in the village will be variable and people report that even with the switchover to Digital terrestrial transmission the reception varies excellent to appalling. It is much the same with FM transmission, but people want the FM for its quality of sound. Some people have trouble with the Broadband speed for Internet TV.

Computer and Internet Access.

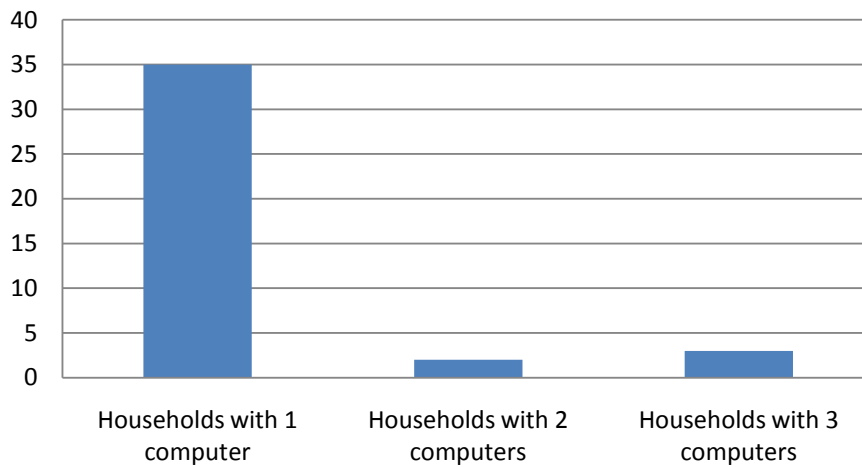
Home Computer Ownership



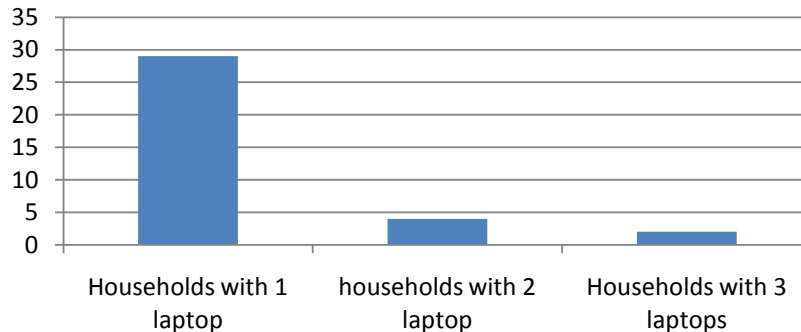
Access to the Internet



Desktop Access to Internet (41 Households)



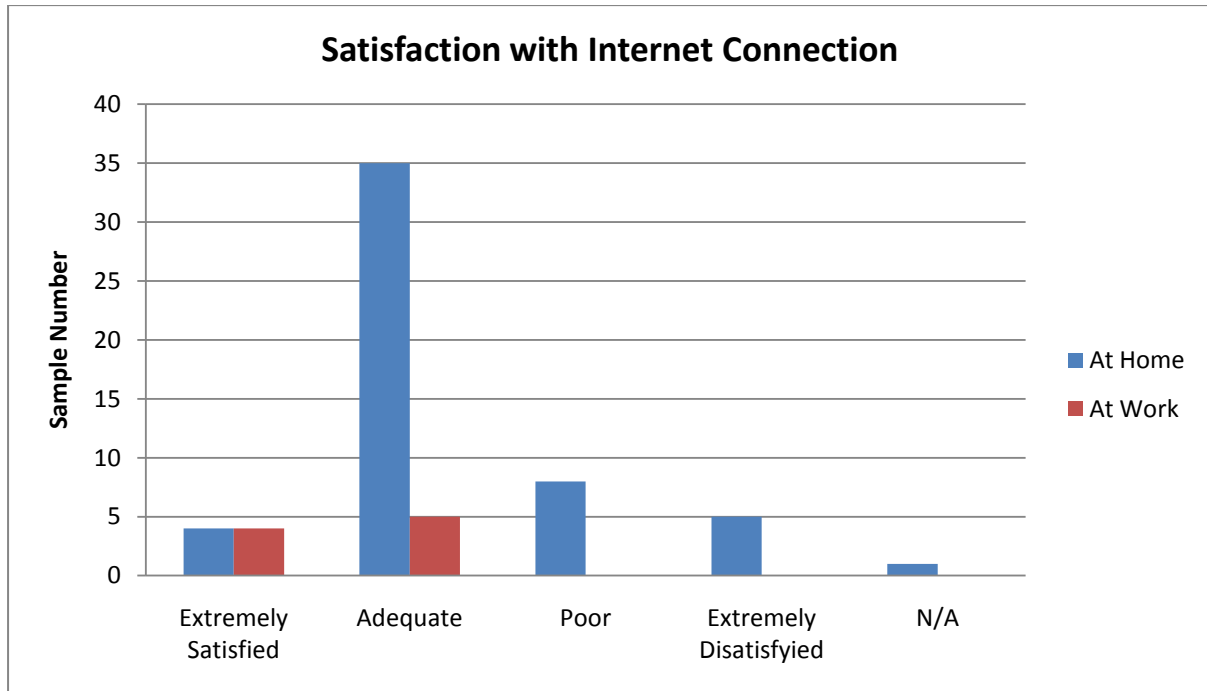
Laptop Access to Internet (35 Households)



18 Households have both Desktops and Laptops

Download Speed varies widely across the village, but generally between 1 and 3.2 mbps and upload between 0.35 and 1.9mbps and although providers generally offering 8mbps and the village being only 2 miles from the Burton Bradstock exchange hub it rarely achieves this without a perfect line and extra equipment.

Shipton Gorge Parish Appraisal 2009



The main issues with communication in Shipton Gorge are the poor mobile phone reception which can affect business and emergency calls as well as general social communication, hence the importance of at least an emergency public telephone line. It also obviously affects tradesmen working in the village managing their business.

Broadband speed is generally considered adequate for the purposes of most villagers except for internet TV.

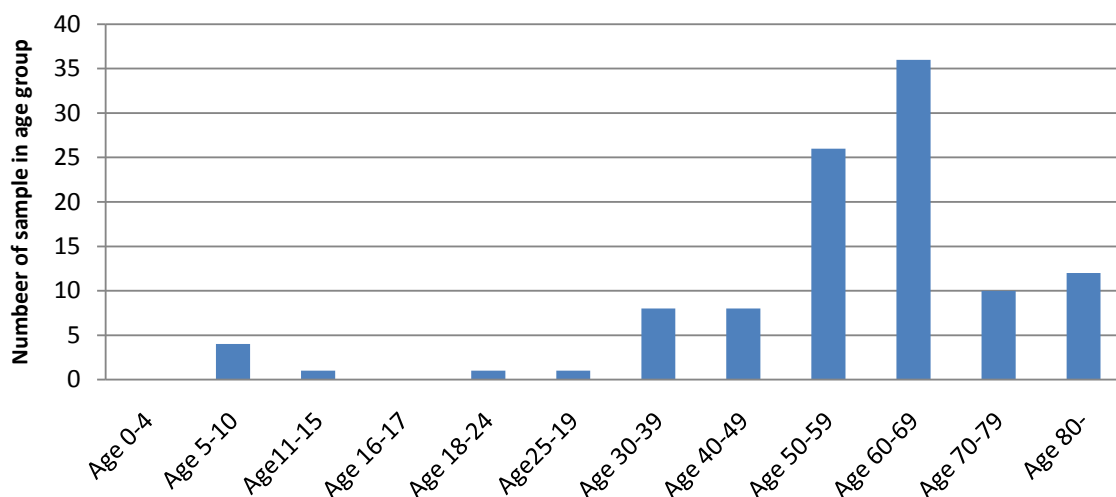
Digital TV is now improved by the switchover and improved signal however in severely masked areas a service is provided by satellite freeview or Sky.

Shipton Gorge Parish Appraisal 2009

Population Demographics.

All personal data provided is being held in accordance with the Parish Council Data protection Act Registration

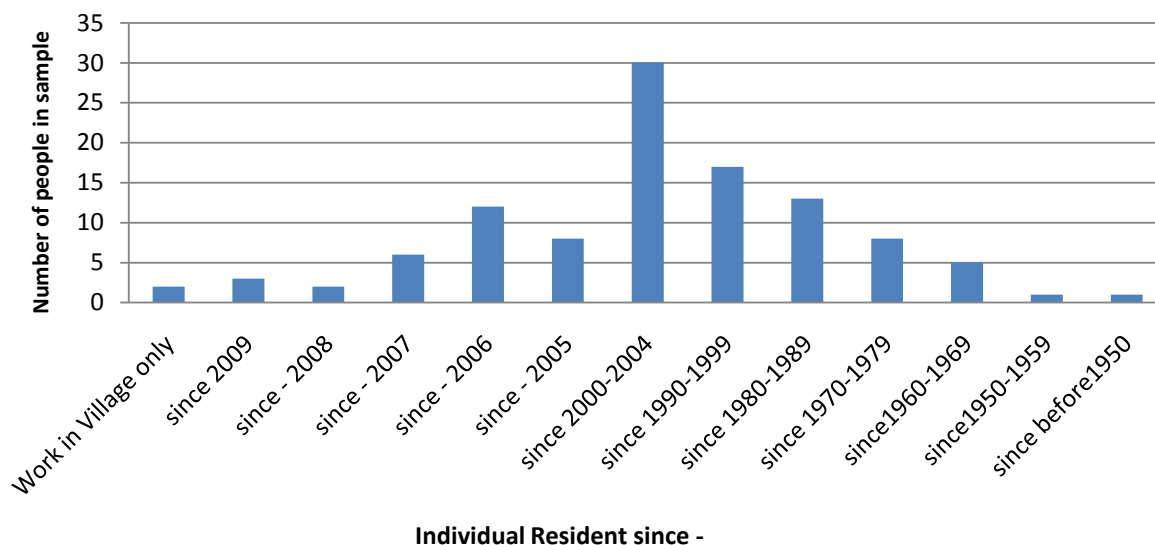
**Age Distribution of Population of Shipton Gorge
(Sample 121 with 14 No Responses)**



Distribution by Sex.

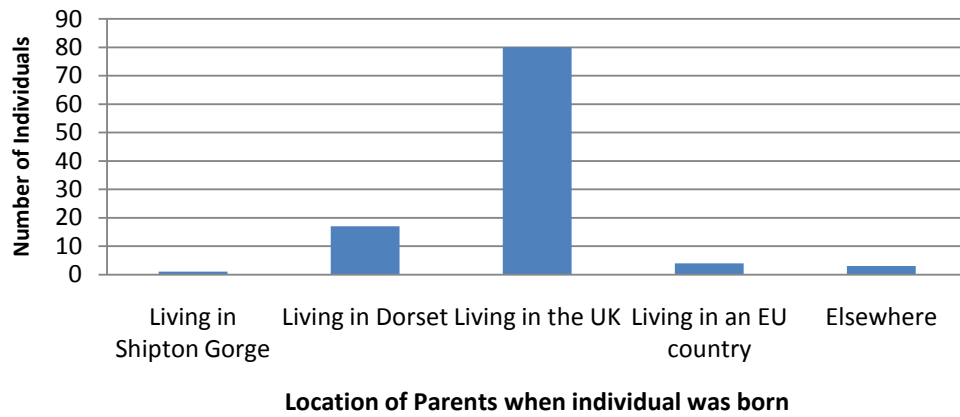
Female - 60; Male - 51 and 10 people no response.

**Individual Resident in Shipton Gorge since-year
(Sample 121 with 13 No Responses)**

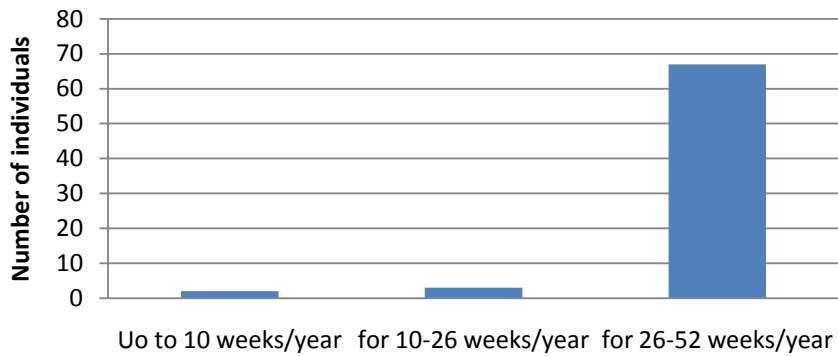


Individual Resident since -

Where parents were living when individual was born (Sample 121 with 18 No responses)

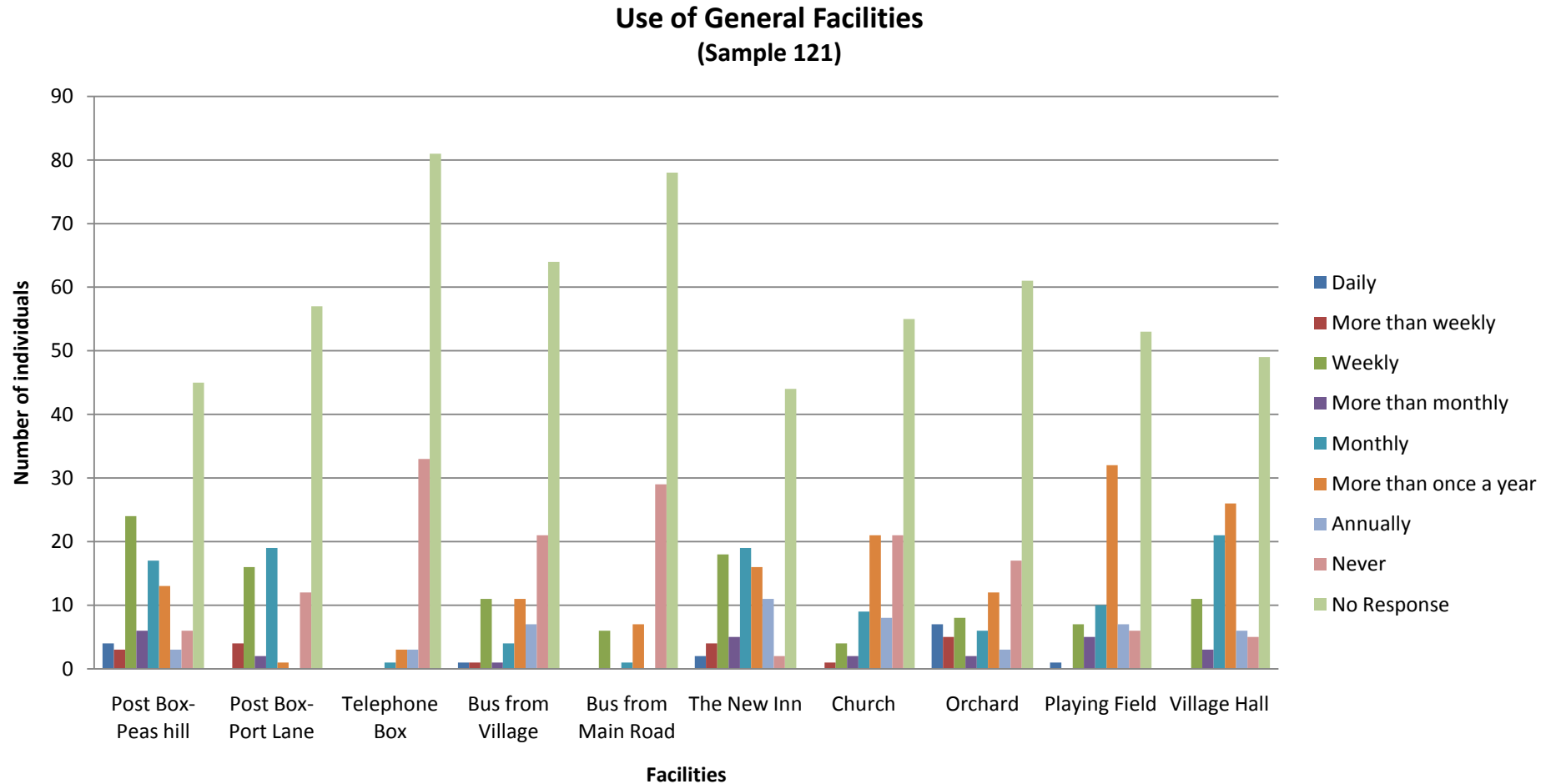


Number of weeks resident per year (sample 121 with 49 no responses)



Shipton Gorge Parish Appraisal 2009

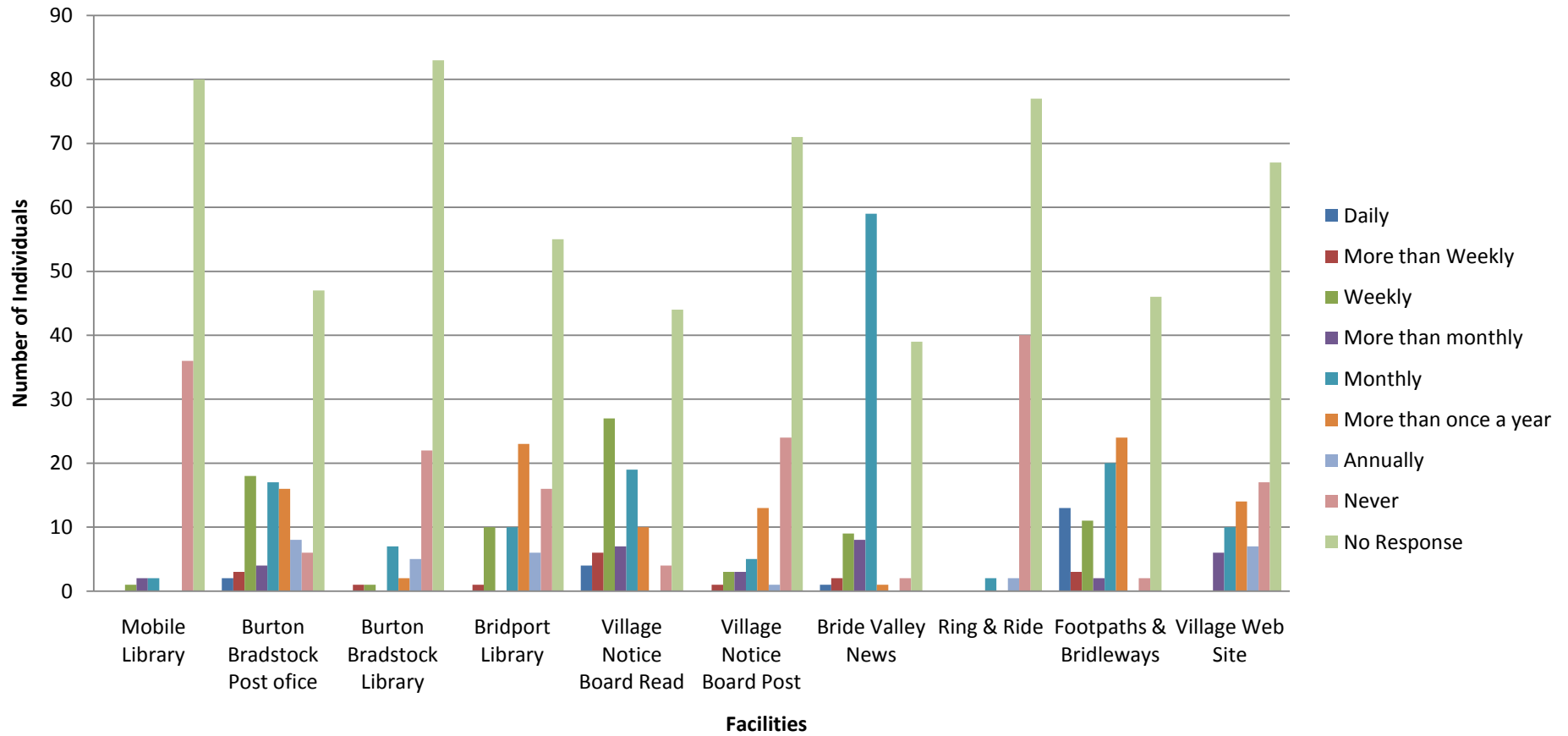
Use of the Facilities and Organisations in the Village



The significant number of no responses make the actual sample about half (50-60) of the 121 returns

Shipton Gorge Parish Appraisal 2009

Use of General Facilities (sample 121)



The significant number of no responses make the actual sample about half (50-60) of the 121 returns

Shipton Gorge Parish Appraisal 2009

Comments regarding what would increase peoples' use of these facilities:-

Most of the issues around the use of facilities were related to convenience, i.e., the timing when open or operating and if they are kept up to date. Daytime classes and events are not convenient when people are working.

Other comments were about the individual facilities and are included elsewhere under the specific topic.

The New Inn

Survey Results

Sample is 121 from a population of approximately 390

From the sample:-

- 1) 71% use the pub, 22% do **not** use the pub and 7% are underage or rarely use it
- 2) 86% want to keep the pub in the village, 4% **do not** want the pub, the rest not bothered, or no comment.
- 3) If the pub developed more as a restaurant, 11% think this a good thing, 50% think it a bad thing with 36% it makes no difference. The remainder are no entry.

Comments as to what could make the New Inn more attractive to them and encourage them to use it more:-

A wide range of comments and suggestions have been made which have been passed on to the New inn Support Ltd. for consideration. The suggestions range across all the issues of taste, style, social interaction, atmosphere and presentation and because of individual preferences are often at opposite ends of the spectrum.

Comments from people as to if people don't use the New Inn, why not?

The responses from the use of facilities question suggest fewer people use the New Inn than the 71% of the sample claimed in the specific New Inn questions. However at least 22% were positively not using the Inn and for many of these people it was not part of their social life due to beliefs, non drinkers, budget, mobility and age issues etc. Others found that for various reasons it did not meet their preferences, again these comments have been passed to NISL.

Village Organisations.

Home Watch

A Home Watch scheme is operated within the Village. Are people aware of it and can they be put in touch with the organiser?

Are people aware;_

Yes - 99

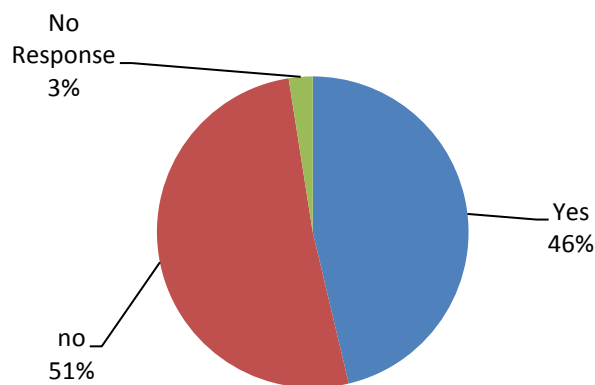
No - 16

No response - 6

The Orchard.

The Orchard is next to the Church (managed by Shipton Gorge Ltd) and is for the benefit of the public and Shipton Gorge. Is it used?

People using Orchard



Ideas for future enhancements, or other projects for the Orchard.

There are many comments and suggestions for the use of the Orchard which have been passed to the Shipton Gorge Ltd. However the main opinions expressed were of the excellent maintenance and the peace and quiet of the space.

As indicated in the survey a significant number of people use it and regularly even on a daily and weekly basis, if only for walking their dogs.

People are looking forward to the planting maturing and would like the area to develop with native planting to encourage natural wildlife. Seating was suggested for older residents but would need to be carefully sited.

Village Hall

What additional facilities would help people to use it more effectively or more frequently?

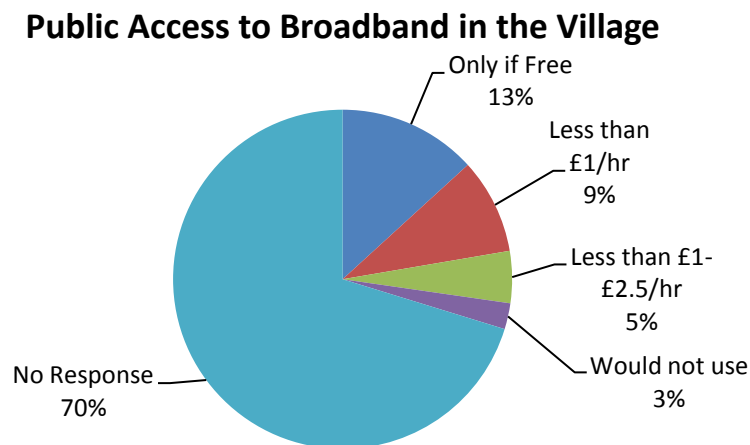
Again many useful suggestions have been raised which will be forwarded to the trustees of the Village Hall. Comments included possible events as well as improved facilities.

Regarding the facilities, the capacity was considered limiting for some events, although could be supplemented by the SGVS marquee in the summer. A possible site for public telephone, broadband internet access, built in PA system and a white board and basic conference facilities for small meetings? Improved heating and draught proofing was mentioned; however an improved heating system is currently under active consideration. Parking was considered difficult. However generally it was considered a great facility in almost constant use and is always clean and welcoming.

Events suggested include Dancing lessons, fitness classes in the evening, languages, craft based activities, Youth Club, film shows, educational and leisure courses.

Public Access to Broadband

If access to broadband was available in the New Inn or the Village Hall how much would people be prepared to pay?



From the above result only a small percentage of residents are interested in public access to the internet, this correlates with the survey results earlier showing that approx. 70% of the village has access at home.

This does not mean there is not a case for Public Access to Broadband for visitors, holiday makers, business people and for limited village presentations and meetings.

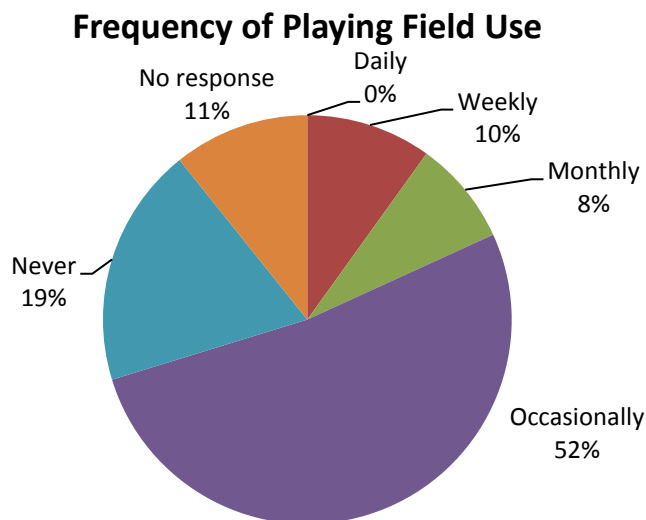
Church.

Is there anything that would help you to use the Church, or encourage you to attend services?

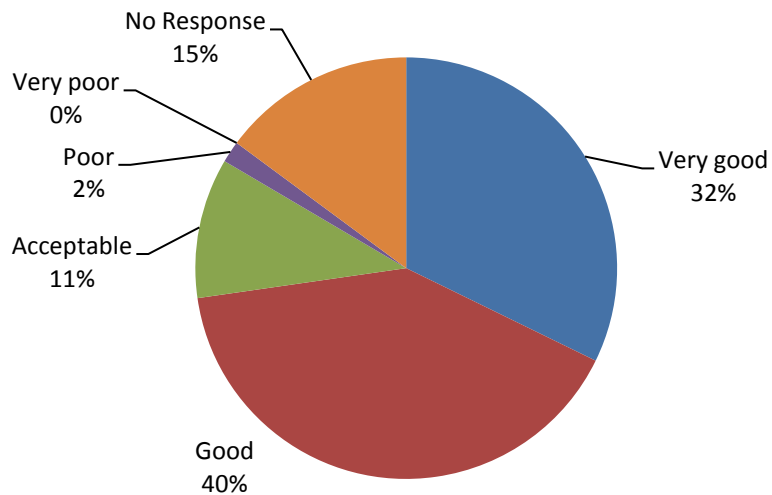
Again many comments and suggestions have been made which have been forwarded to the PCC. Many people are not members of the Church of England, or are not practising church members, however there was significant support to try and maintain the Church as part of the community. Therefore as well as comments on preferences in the services and trying to expand the congregation, there were many suggestions on using the Church building for events, i.e., music, etc.

The Playing Field

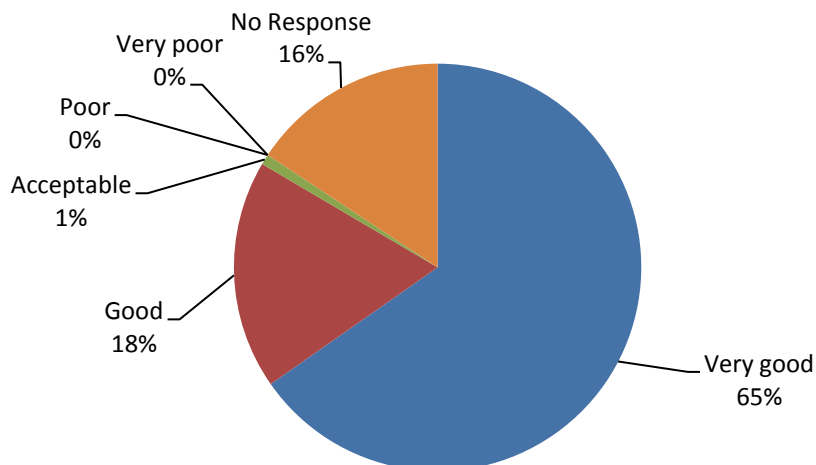
The playing field is funded from your Council Tax and Grants/donations. It is managed by the Parish Council and much of the maintenance is done by parishioners. It is a charity and the Parish Council is the trustee.



Standard of Playing Field Amenities

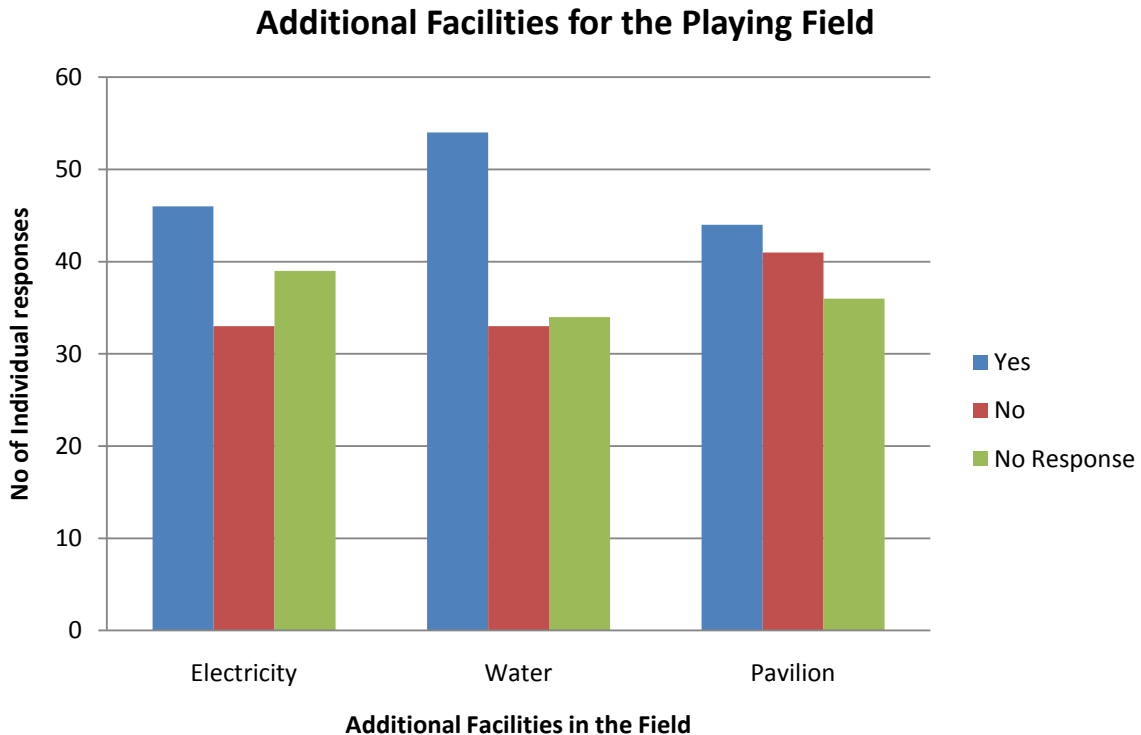


Standard of Playing Field maintenance



Suggestions have been made for additional facilities to be made available in the Playing Field. Would people Support?

Proposals for an electricity supply, a water supply and some form of shelter or Pavilion have been proposed in the past. This would help maintenance and support certain events held in the Field.



Other Enhancements people would like to see.

Suggestions for enhancement included:- toilet block, skate park, climbing frame, duck pond, play house, pentanque court, summer badminton, croquet, picnic table, climbing wall, boules, rounders, another seat, netting on the goal posts, first aid kit, directions to telephone box.

Others preferred to 'leave well alone' and keep a simple clear open space.

Other comments regarding the Playing Field.

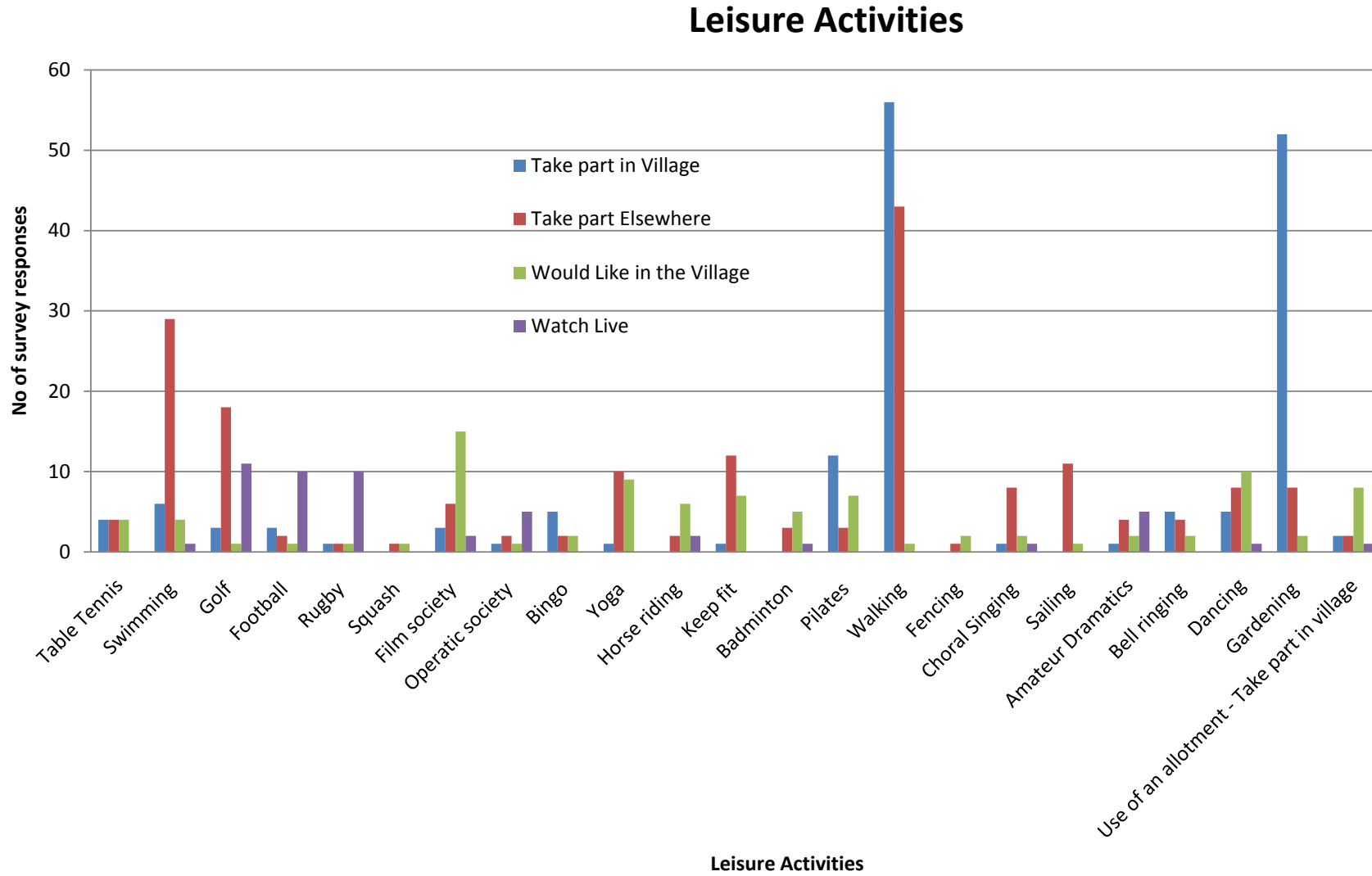
Firstly the overwhelming comments were on the immaculate maintenance of the Playing Field, it is a credit to the village.

Again there is a balance of comments between keeping it as a playing field rather than a playground and keeping it simple versus adding amenities.

It is an excellent facility for the village used by residents and visitors alike.

Local children and visiting grandchildren of residents use it as well as adults for leisure and occasional events, some concerns were raised about additional facilities attracting vandalism, however since the survey the Parish Council are making moves to provide a small open stone shelter where the current bench is situated.

Leisure Activities



Shipton Gorge Parish Appraisal 2009

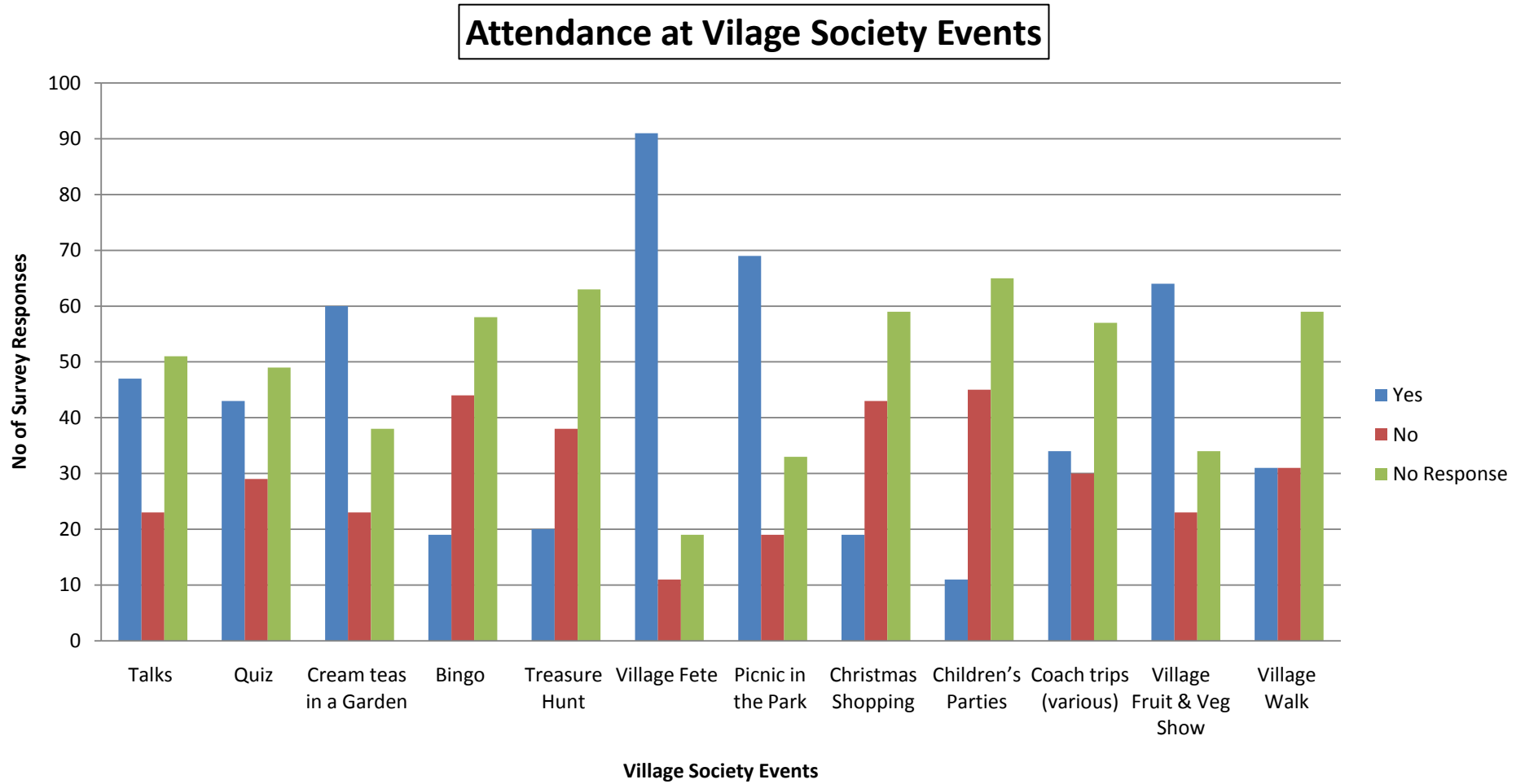
Other Activities people participate in?

Obviously there are activities that could practically be catered for in the village and others that people would need to travel elsewhere but as well as the activities assessed others include:-

Scrabble club, Alley skittles, ballroom dancing, barn/Country dancing, Tennis, Classic Vehicles, Photography, Cricket, Flower arranging, Motor sport, Real tennis at Walditch, Table Tennis, Bridge, Art classes, canals and Narrow boats, scuba diving, Brass Band, book Club, classical music and a History group.

Allotments were of interest, as people use the Burton Bradstock site; however allotments previously in Shipton were not favoured perhaps due to the heavy soil.

The Village Society



Shipton Gorge Parish Appraisal 2009

What other type of event would people attend?

The efforts of the Village Society were much appreciated, particularly with the events that are put on, other suggestions were;-

Concert, village float in Bridport Carnival, youth club, film shows, live music, bell ringing, open air concerts, barn dance, music events(Jazz/blues/folk), classical music, jumble sales, coffee mornings, any event!

ArtsReach is managed under the Village hall committee.

As many people have retired to Shipton and travel out long distance to visit family a transport networking arrangement was suggested for older people, wishing to do the same but cannot drive.

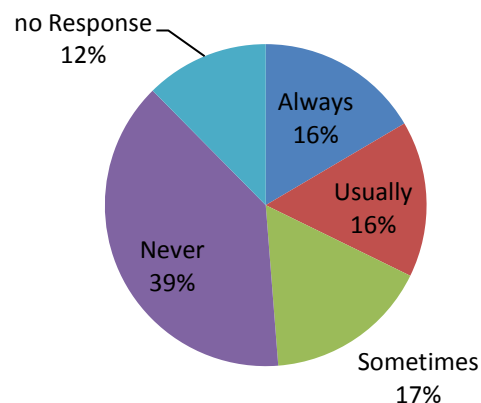
The Parish Council.

Attendance at Parish Council Meetings

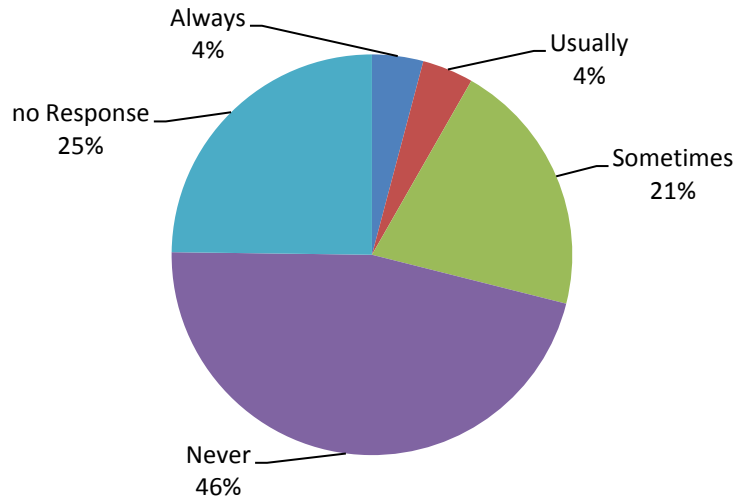
Sample 121 people

- 32% always or usually attend the annual meeting.
- 8% Always or usually attend the bi-monthly meeting
- 47% say the parish Council always or usually reflect there views

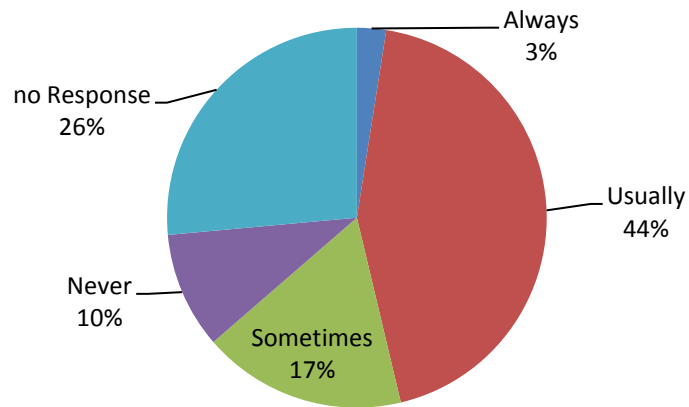
Attendance at Annual Parish meeting



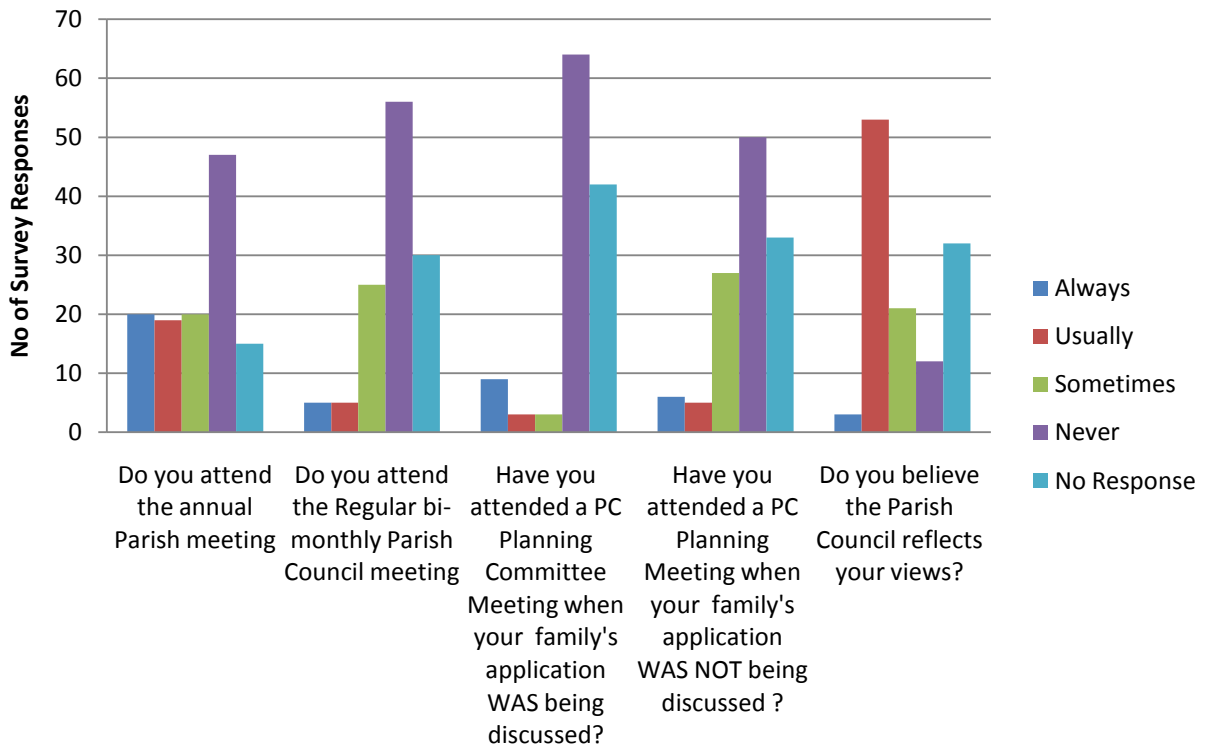
Attendance at Regular bi-monthly Meeting



Does the Parish Council Reflect your Views?

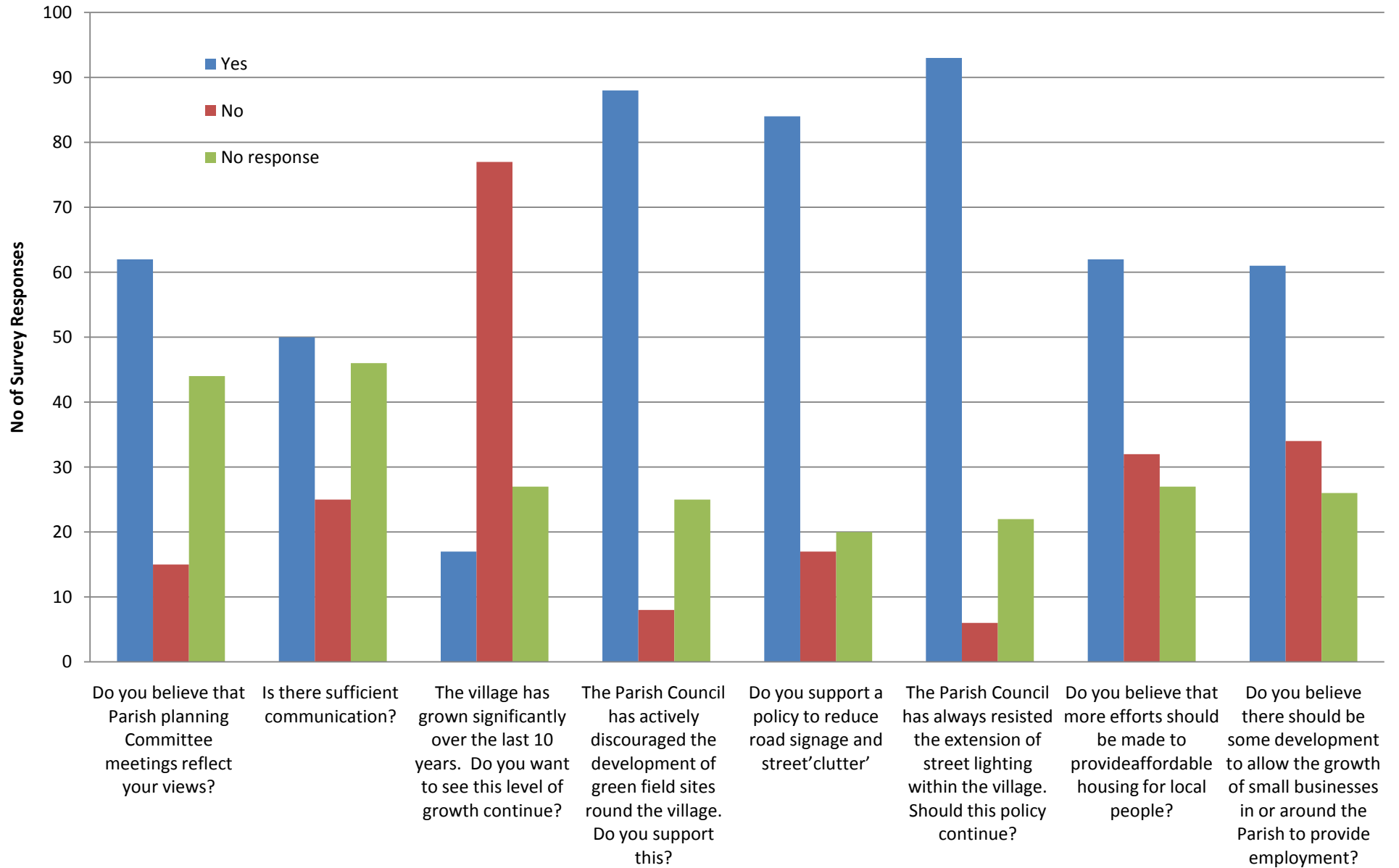


Attendance at parish Council meetings



Shipton Gorge Parish Appraisal 2009

Issues Regarding Parish Council Planning process



Comments on affordable Housing and other issues;-

In general the comments supported the need for affordable housing and as with all other housing issues such as second homes holiday homes and social housing it should be in proportion to the village size and amenities. There is a strong feeling that social and affordable housing should stay just that and suitable covenants made to ensure it is not at any time sold on for profit.

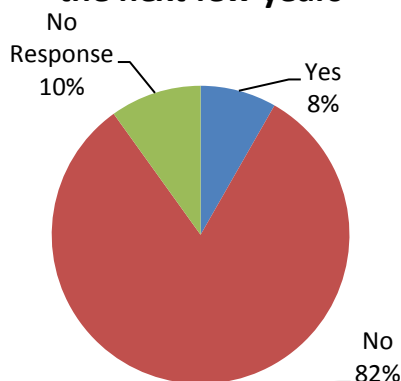
No further development until the effect of the current Peas Hill development is assessed.

People supported the need for families to be able to live in the village. Basically the views were that any further developments should be small and infill, rather than green field development.

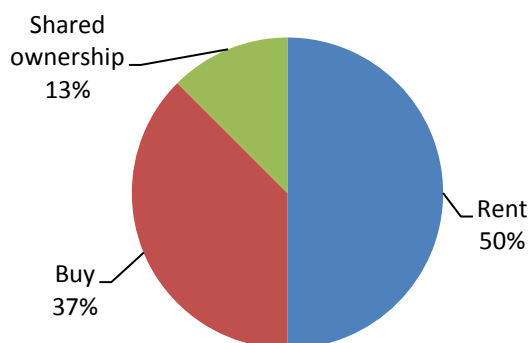
Small business development should be encouraged within the fabric of the village.

Affordable Housing requirements

Members of Household requiring affordable housing in the next few years

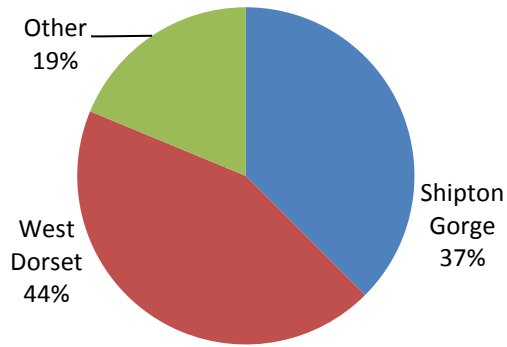


Preference to rent or buy

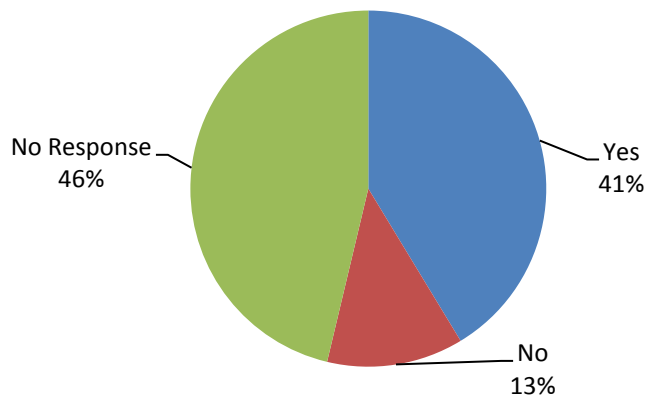


Shipton Gorge Parish Appraisal 2009

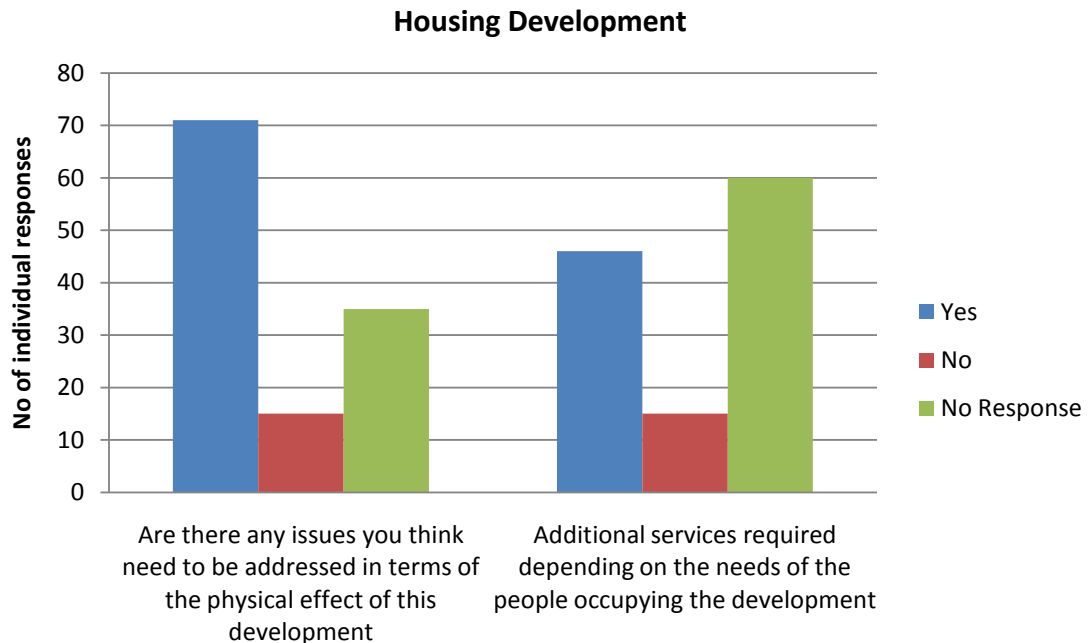
Location Preference



Are you aware living in the Village that you are not necessarily eligible for housing in the village



Current Magna Housing Development



Comments on magna Housing Development.

The overwhelming numbers of comments (38) were about the parking in the Peas Hill area. The issues covered were an overall reduction of the number of spaces allocated relative to the increased number of houses, parking in Shipton Road and the congestion, danger on a blind bend and the risk to children and pedestrians in the area. Although the problem is exacerbated by the building, concerns are that people will not use the rear parking when available due to convenience as with other areas and off road parking. Also there was general concern as to the additional traffic the development will create.

The bus service needs to be reassessed in terms of capacity and frequency for additional working people, as will the need for school transport.

If additional children come into the village, the need for school places needs to be reviewed at Burton Bradstock and other local schools and concern was expressed with the facilities available in the village for children including teenagers.

Other facilities such as medical and public services were mentioned.

The other main topic of concern by residents was whether the development and the measures to prevent even further water run off into Gullivers and Cuckoo Lane would be effective. This will need to be monitored.

Shipton Gorge Parish Appraisal 2009

Requirements for Business Development.

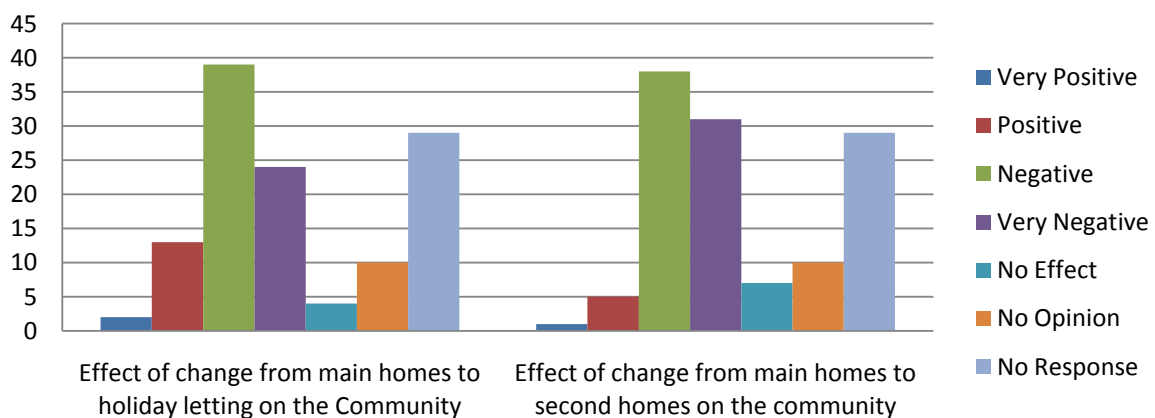
If you run – or would like to run a business in the Parish do you need any of the following Facilities;-

	No of Requirements
Extend/convert your home	7
Small scale light industrial office	4
Farm Shop	1
Farm Buildings	4
Tourist Facilities	0

Other requirements for business development include the need for reliable mobile phone and fast broadband coverage for people running businesses or self employed working from home. Views expressed were that the Parish council be more pro-active to Business in pursuing the above and environmentally sympathetic community business development.

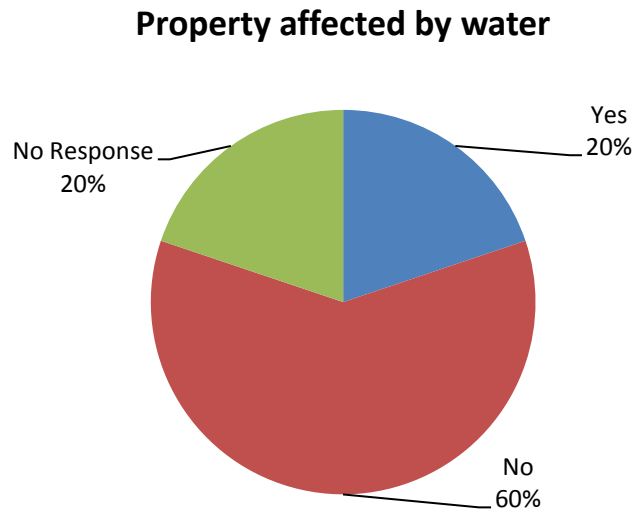
Second Homes & Holiday Homes

Holiday and Second Home Impact



Flooding and water run off.

Is your home, garden or the highway fronting them, affected by water run off after heavy rain?



All the comments were about surface water run off from fields, in specific areas, such as the greenway area, Burpitts lane and fields above Brook Street. This causes severe running water in Cuckoo/Chapel Lane, Shipton Road and Brook Street. No mention was made of damage to property, but that does not mean it does not happen. Council clearance of blocked drains is usually prompt on request.

Parish Council Environmental Projects.

Are people in agreement with the Parish Council investigating or supporting certain environmental projects in Shipton Gorge.

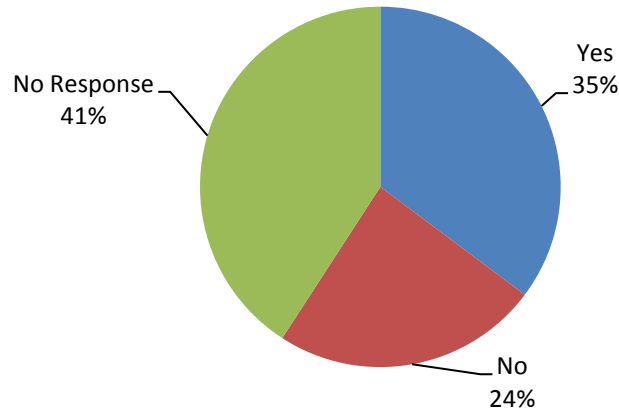
	No. Supporting
100% Recycling -	75
Making Public Amenities Carbon Neutral	50
Reduction of Food Miles	53

The general view of residents was that whilst supporting environmental projects there was a limited amount the Parish Council or even the village itself could do on a large scale. All were willing to do their 'bit' but felt that to be effective direction support and funding needed to come from higher Authority, ie government and county council. At the same time there was some concern that we did not become a 'nanny state' being told what to do in every detail.

Waste Collection.

Does the kerbside waste collection meet the needs of the residents?

Is kerbside waste collection Satisfactory



The overwhelming comments (over 30) were concerned with the lack of a collection of plastic which is the major component of household waste today. The second was garden waste, which people felt could be on a request and charge basis. The third issue was 'wheelie bins'. The advantages are that animals cannot raid them and spread rubbish across the roads when needed to be left out overnight, the disadvantages are that they are unsightly when people do not take them in immediately, or do not have the space to store the large bins and leave them in plain view.

Opinion on the Parish Council

What do you feel the Parish Council does/achieves for Shipton Gorge?

Overall the residents comments were extremely supportive of the parish Council, considering that it acts in the best interests of the local community, acts as a link to County Council and Government, seems active with positive ideas for the village, supports residents views and looks after their interests.

It has provided a focus to influence significant projects such as the Peas Hill Developments well as the day to day issues such as highways, drainage, etc.

A couple of observations were that perhaps the Parish Council should meet more than 6 times a year (maybe 8) and that the Councillors should get out and about more to talk to the wider group of residents including farmers and the elderly.

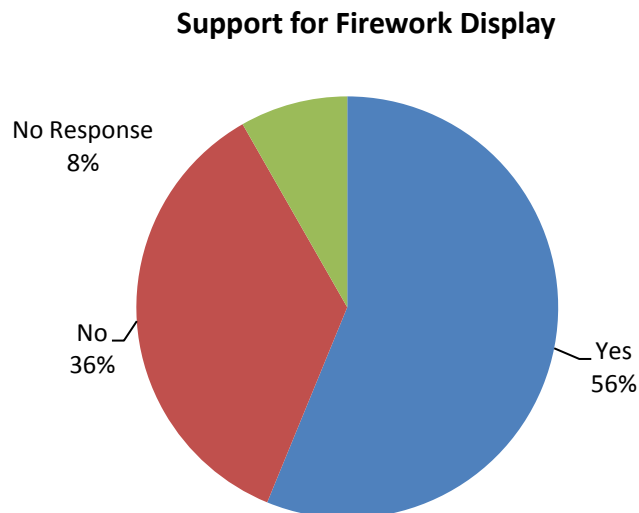
The overall view was that the Parish Council was essential to maintain the identity of the village as Shipton Gorge.

What would encourage you to attend meetings or stand for membership of the Parish Council?

Most of the responses to this question were from people who either; - are already a member, have been a member in the past or have been involved in committee work in their career and do not want more of the same.

The next group were those that did not have sufficient free time or felt they were too old, which is not a barrier.

Village Firework Display



This question was a simple yes/no do you want a firework display. There are issues with cost, insurance, health and safety and location which were not addressed.

Frequency of Parish Survey.

This survey is every 10 years. Do you think an interim survey is required and if so how often? Partial surveys can also be undertaken. Which issues require more or less frequent surveys.

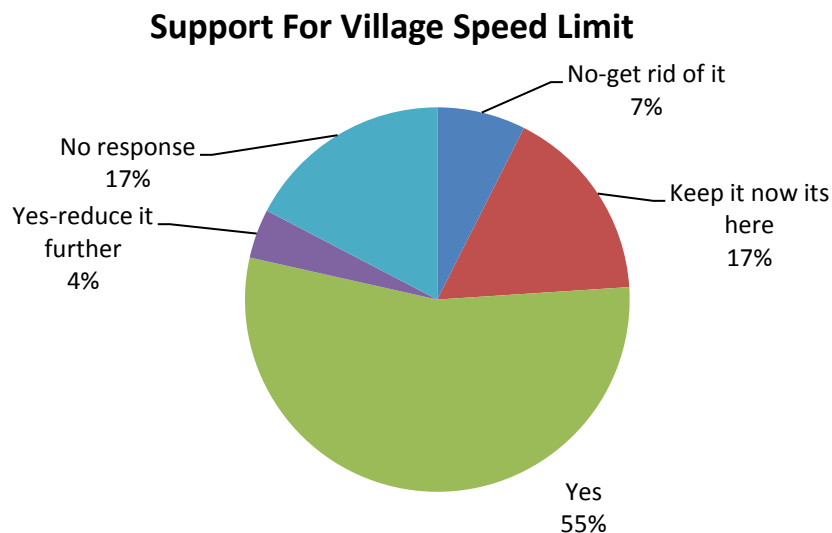
26 people considered 10 year interval to be adequate.

26 people considered 5 years or less to be necessary for a full or partial survey.

All the comments were justifying the need for an interim survey at less than 10 years. All these felt that 10 years as to long as the pace of change in terms of demographics, facilities and the environment and the effect on the village was too rapid.

Probably at 5 years an interim survey would cover specific issues such as development of land, communications etc.

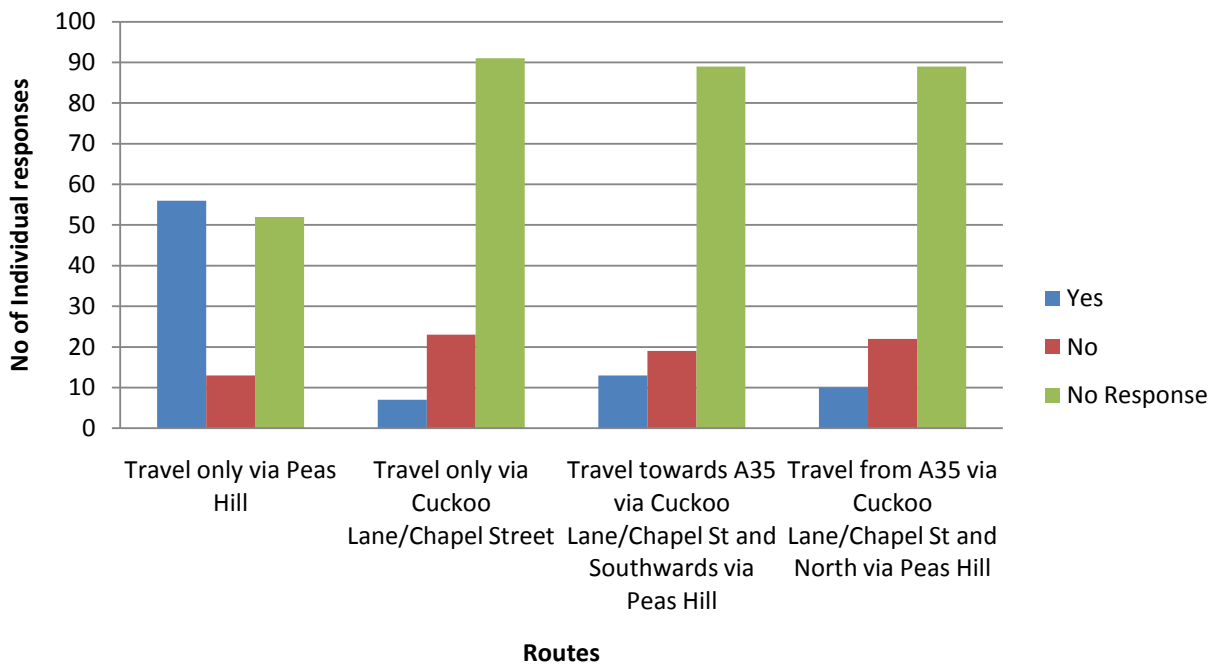
Parish 30mph Limit



Whilst the majority support keeping the 30mph limit in the village, a number of people expressed concern as to its effectiveness and identified a number of locations where even 30mph is to fast. A number of people proposed speed humps in these locations, however others are against them and there is the issue of other effects they have, i.e., noise from braking and accelerating. At least all residents should set an example on sensible speed in the village.

One Way System.

If you drive between Brook Street and Shipton Road (Junction with Cuckoo Lane) in either direction, which route do you take?



From the above only a small percentage of the resident traffic uses Cuckoo lane/Chapel Street only on a regular basis. The lane is narrow, with bends and gives access to Rosamund Avenue at the top and houses lower down at the Chapel Street end. All residents agreed it is only suitable for light (cars) traffic.

A number of solutions were proposed by residents to ease the flow and reduce the traffic, they were;-

- Close the road to all but pedestrians and horses.
- Close the road from Conifers to Rosamund Avenue
- Make it one way north to south.
- Make it one way south to north.
- Leave it two way but physically restrict all but cars.

The majority of suggestions were for a one way system up (south to north) and two way on Peas hill. This would reduce traffic as people could not be encouraged to by-pass Peas Hill.

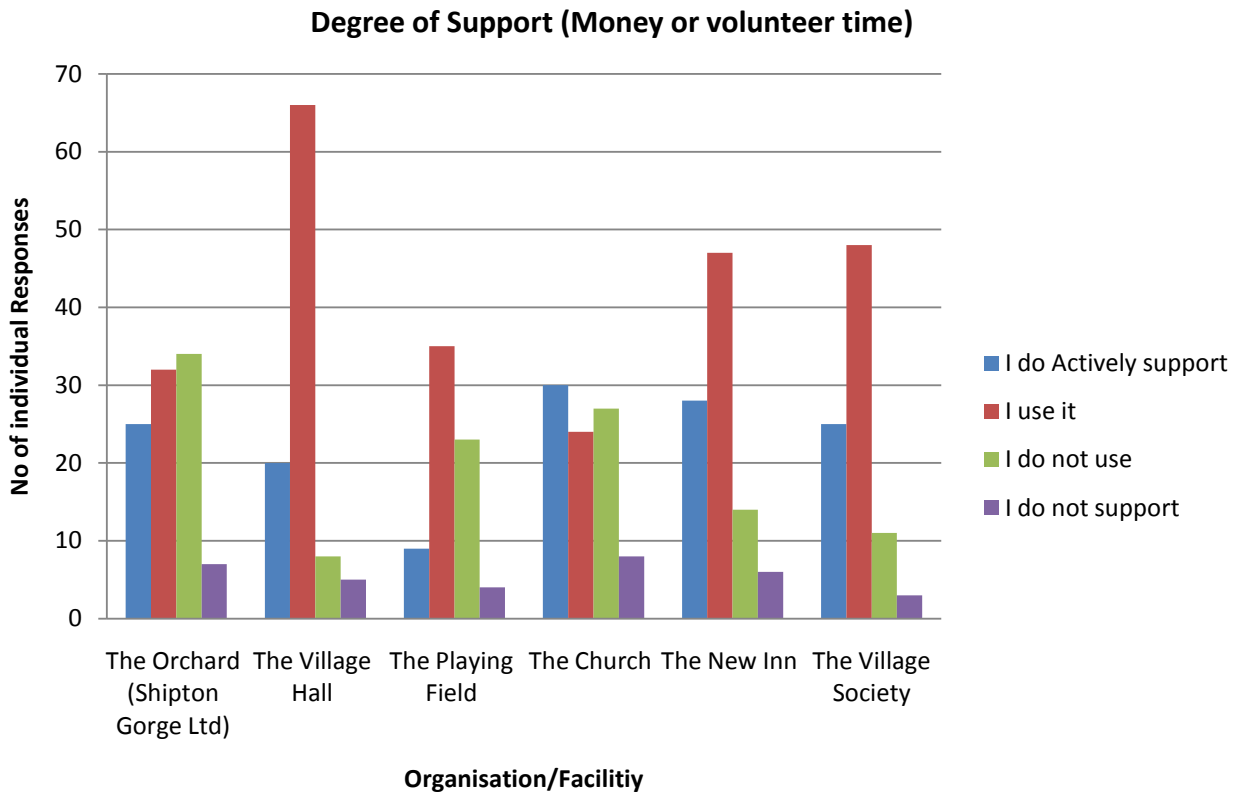
The only issue with any one way system is that knowing there is no traffic coming the other way, traffic will tend to go faster.

Shipton Gorge Parish Appraisal 2009

Any solution needs to involve the local residents further.

Support for organisations/Facilities.

Do you support any of the following organisations/facilities either financially, or by volunteering time for work or help in organisation?



Are there any concerns/comments about any area that would put you off supporting or using it?

There were limited comments, suggesting people already support those organisations that they prefer or have a common interest with. Regarding signing up to events, a concern was raised that other than the New Inn, it was often not clear where the lists were available to do so.

Village Views.

What would you like to see in the village?

Most people raised issues already discussed in other parts of the survey. They were, some form of shop/farm shop/mobile shop/post office, however they were realistic as to whether the size of the village made it economically viable, also a better mix of families, children as well as retired people and less second homes also perhaps a small allotment site. Other issues were an improved bus service for all including working people and less noisy traffic and bus shelters and seats in the square for elderly people, retain the absence of street lighting and minimum security lighting and a solution to the surface water drainage. However the general feeling was keep the village much as it is, that's why they moved here.

What could be done better?

Again the things people are looking for are mainly those covered above and elsewhere in the survey.

Drainage, road repairs, reduced traffic and speed, local transport, road cleaning and litter are all high priorities. Also comments were made regarding lack of communication to all groups in the village, including farming, the house bound, elderly and contact with the ill and infirm.

A Parish Council Newsletter was suggested with a feedback capability and also better communication from other groups.

What would spoil the Village for you?

This section elicited responses from over 80 individuals with comments covering and repeating one or more of the issues below;-

- Increase in second homes, holiday homes that are empty a large part of the year.
- Major increase in development of housing or other.
- Visible Caravan storage or sites
- Restriction on heavy/large traffic
- More housing. Pavements and street lighting and yellow lines
- Any significant road development in the village.
- Not being able to see the green field and nature
- Traffic calming
- It has already been spoilt
- Losing the lovely spirit of the people
- More estate type development

By far the majority of comments were about excessive development out of keeping with and changing the nature of the village.

What do you like about the Village today?

Again, this section elicited responses from over 80 individuals with comments covering and repeating one or more of the issues below;-

- Everything and everyone
- The people and the active organisations
- Peaceful rural environment
- Good walking near the sea and Bridport
- Still a working village with active farms and businesses
- Wonderful community spirit, friendly neighbours who help each other.
- Charm and Tranquillity
- Community involvement in maintaining the village.
- Relatively quiet, safe and friendly
- The community projects Playing field, Orchard, New Inn, Church.
- Not a lot
- Superb Dorset small village
- Spirit de Corp
- Community Spirit, support for the elderly, informality and friendliness.

Again by far the majority feeling was that people love the place.

What do you dislike about the Village Today?

Many people commented there was nothing they disliked about the village, for others there were concerns of a practical nature and with the community.

The practical concerns were much as before;-

- Messy roads, traffic speed, inconsiderate parking, too many road signs, lack of shop and bus routes.
- Storm water drainage, hedges not cut, second homes, new development, council tax. Tractor noise, litter and dog mess and mobile reception.

Issues with the community were;-

- It's a lonely place to live
- Inconsiderate neighbours and needless criticism
- Incomer groups sprung up over the last 4 years.
- Too many regulating 'busybodies'
- Suburban attitudes and lack of understanding it is more than a retirement place.

Shipton Gorge Parish Appraisal 2009

What is the main reason you chose to live in Shipton Gorge?

Again This section elicited responses from over 80 individuals with comments covering one or more of the issues below;-

- Proximity to the sea, the town and the countryside and the pub.
- Family live in Dorset or Shipton Gorge.
- Great house in a wonderful village.
- Community spirit
- Quiet rural location
- Housing need
- Property and Location
- Escape from Bridport
- Served in the Bride Valley with army in 1940
- It has a heart
- Too work initially

The majority of the sample appear to have moved here deliberately because they like the location, property the people or all three and have stayed.

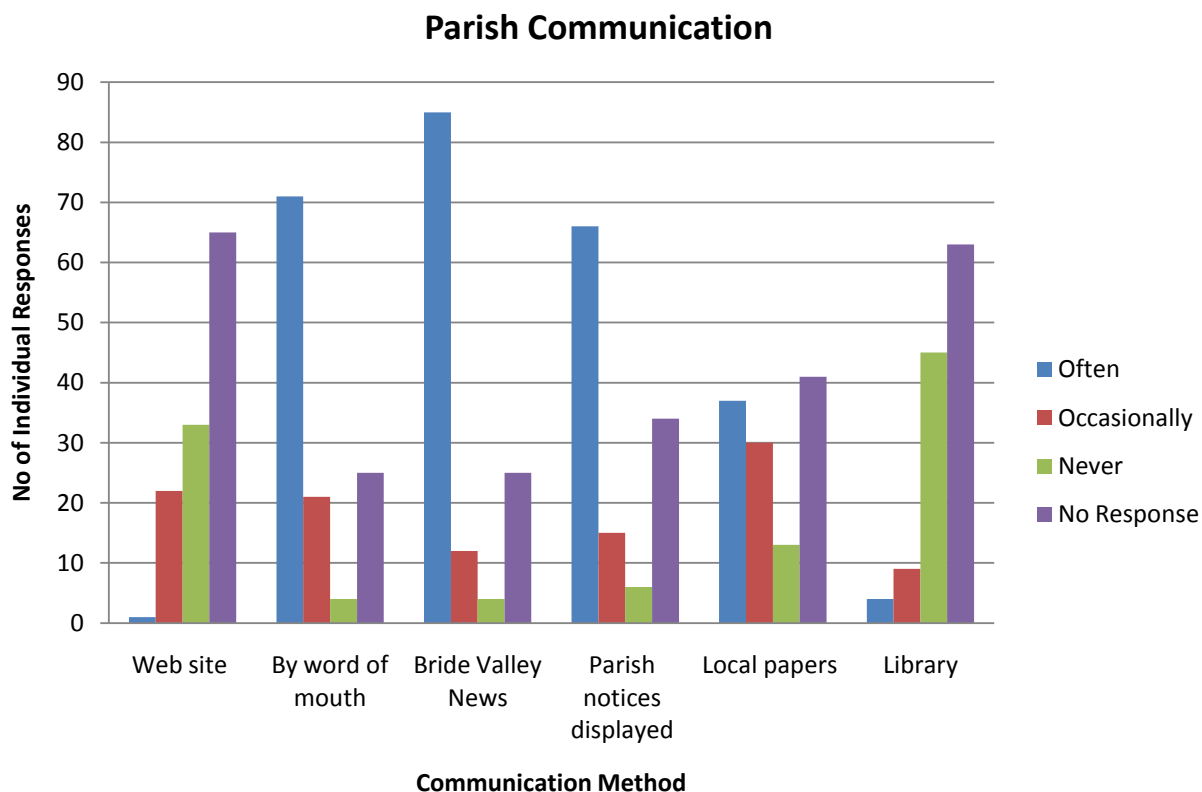
Would you be interested in practical conservation work? (Playing Field maintenance / rubbish collection / village hall maintenance etc).

20 ---- Yes

7 ----- No

Most comments were from people who already help and some who have done there 'stint' however there were a number of new people out there waiting to be asked, therefore if anyone wishes to approach the organisation/ committee they are interested in it will I am sure be mush appreciated.

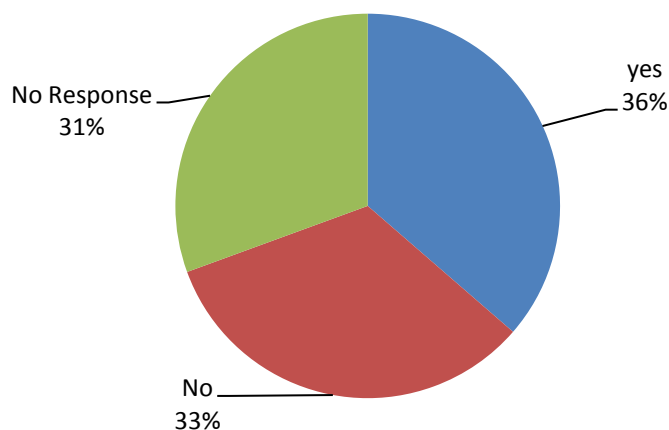
How do you usually find out about what's on and news in the Parish?



Use of E-mail for Communication.

We plan to set up an e-mailing list to notify people of events etc in the village. Would you like to receive notifications via e-mail. Your e-mail address will never be disclosed to third parties. We expect fewer than three mails per month. All e-mail lists will have an unsubscribe option.

No. of people Willing to supply e-mail Address

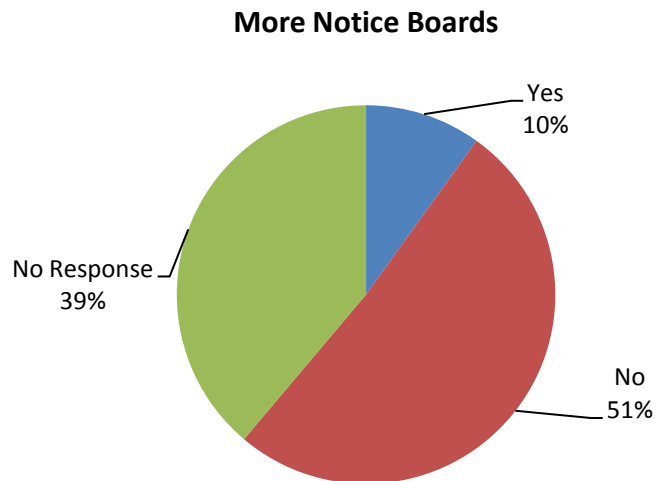


When asked 'How can Communication in the Parish be improved' the majority were fairly happy with the current level, and basically suggested improvements in all the current

Shipton Gorge Parish Appraisal 2009

methods. Communication links being up to date and responsive was an area for improvement (the parish website is currently being rebuilt with new software and should be significantly improved so please try it). A significant number 40+ added their e-mail address to the survey, a process of using this which conforms to data protection will be developed in due course.

Notice Boards



Surprisingly the majority of residents did not want more notice boards, however when asked the location for more a considerable number of requests were for one at Peas Hill and in the Rockway/Rosamund Avenue area. Other locations were Home Farm Way, The New Inn, the bottom of Church Lane, Quarry Close, and entrance to the Playing Field.